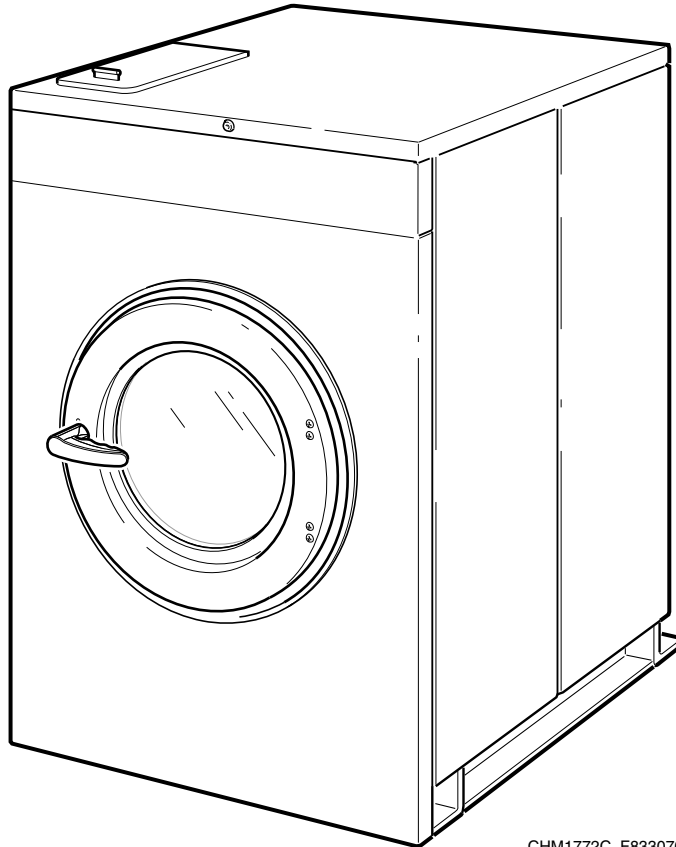


Washer-Extractor

Cabinet Hardmount

Refer to Page 5 for Model Numbers



CHM1772C_F8330701

Table of Contents

Title	Page
Parts Ordering Information.....	3
Serial Plate Location	3
Model Identification	5
Product Overview - M9, Galaxy 400 and Maestro G2.....	6
Decals	8
Control Module - 2 Speed OPL Models (Drawing 1 of 2).....	10
Control Module - 2 Speed OPL Models (Drawing 2 of 2).....	12
Control Module - F-Speed Design 1 OPL Models.....	14
Control Module - Design 2 and 3 OPL Models (Drawing 1 of 2).....	16
Control Module - Design 2 and 3 OPL Models (Drawing 2 of 2).....	18
Control Module - 2 Speed Vend Models	20
Control Module - F-Speed Design 1 Vend Models	22
Control Module - F-Speed Design 2 and 3 Vend Models (Drawing 1 of 2).....	24
Control Module - F-Speed Design 2 and 3 Vend Models (Drawing 2 of 2).....	26
Flush Mount Coin Meter Assembly - Single Drop	28
Flush Mount Coin Meter Assembly - Dual Drop.....	30
Electronic Coin Meter Assembly	32
Card Reader - HY Models.....	34
Optional Coin Box	36
Front Panels and Control Panel - Coin and Remote Central Pay Models	38
Front Panel and Control Panel - Card Reader and OPL Models	40
Control Panel Overlays - Coin and Card Ready Models.....	42
Control Panel Overlays - OPL Models	44
Panels (Drawing 1 of 2)	46
Panels (Drawing 2 of 2)	48
Door - 20 Pound HC Models.....	50
Door - 20 Pound CC, IC, SC and UC Models	52
Door - 30 Pound HC Models.....	54
Door - 30 Pound CC, IC, SC and UC Models	56
Door - 40 and 60 HC Pound Models.....	58
Door - 40 and 60 CC, IC, SC and UC Pound Models	60
Door Lock.....	62
Shell Front and Basket - Design 1 Models.....	64
Trunnion - Design 1 Models.....	66
Shell and Frame - Design 1 Models.....	68
Shell Front and Basket - Design 2 and 3 Models	70
Bearing Housing - 20 and 30 Pound Design 2 and 3 Models	72
Bearing Housing - 40 and 60 Pound Design 2 and 3 Models	74
Shell and Frame - Design 2 and 3 Models.....	76
Drain Plumbing - Design 1 Models	78
Drain Plumbing - Design 2 and 3 Models	80

© Copyright 2023, Alliance Laundry Systems LLC

All rights reserved. No part of the contents of this book may be reproduced or transmitted in any form or by any means without the expressed written consent of the publisher.

Drain Valve Assembly - 20 and 30 Pound Models.....	82
Drain Valve Assembly - 40 and 60 Pound Models.....	84
Steam Filter (Optional) and Water Supply Hose.....	86
Fill Plumbing Assembly (Drawing 1 of 2)	88
Fill Plumbing Assembly (Drawing 2 of 2)	90
Double Check Valve	92
Motor Mount Pulley and Belt - Design 1 Models.....	94
Motor, Pulley and Belt (Drawing 1 of 2)	96
Motor, Pulley and Belt (Drawing 2 of 2)	98
Motor - 20 and 30 Pound Design 1 Models	100
Motor - 40 and 60 Pound Design 1 Models	102
Electric Heat Option	104
Steam Heat Option	106
Parts Index.....	109

Parts Ordering Information

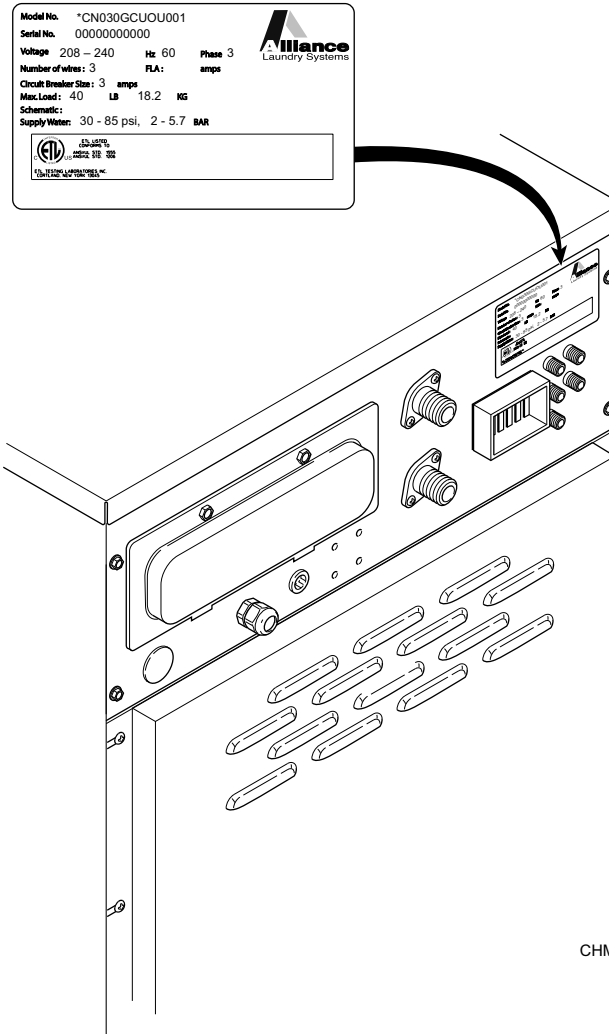
If literature or replacement parts are required, contact the source from whom the machine was purchased or contact Alliance Laundry Systems at (920) 748-3950 for the name and address of the nearest authorized parts distributor.

For technical assistance, call the number listed below:

(920) 748-3121 Ripon, Wisconsin

Serial Plate Location

When calling or writing about your product, be sure to mention model and serial numbers. Model and serial numbers are located on serial plate(s) as shown.



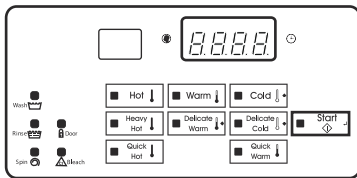
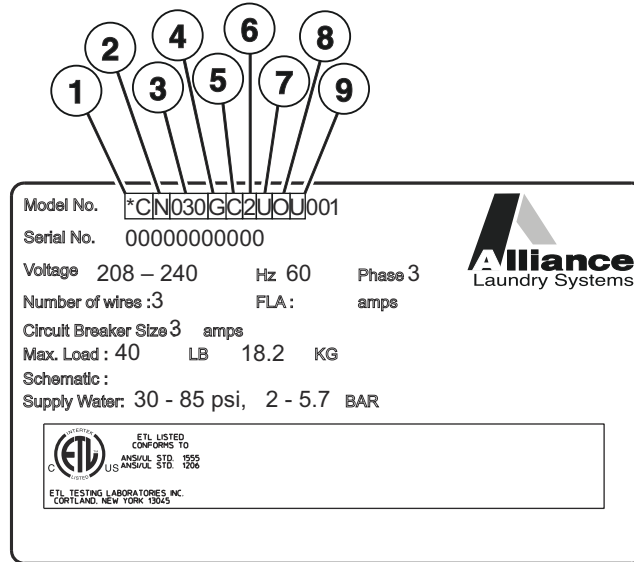
CHM3025P_F8330701

Model Identification

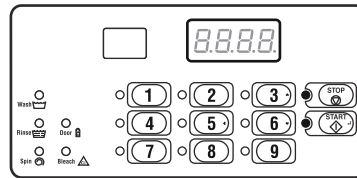
Information in this manual is applicable to these washer-extractor models:

CCN020HNF	HCL040HC2	HCN060HC2	ICN040HNF	UCL020HN2
CCN020HNV	HCL040HCF	HCN060HCF	ICN040HNV	UCL020HNF
CCN030HNF	HCL040HDF	HCN060HDF	ICN060HNF	UCL020HNV
CCN030HNV	HCL040HE2	HCN060HEF	ICN060HNV	UCL030HN2
CCN040HNF	HCL040HEF	HCN060HN2	SCB040HNF	UCL030HNF
CCN040HNV	HCL040HN2	HCN060HNF	SCB040HNV	UCL030HNV
CCN060HNF	HCL040HNF	HCN060HNV	SCL020HN2	UCL040HN2
CCN060HNV	HCL040HNV	HCN060HXF	SCL020HNF	UCL040HNF
HCB040HCF	HCL040HXF	HCN060HY2	SCL020HNV	UCL040HNV
HCB040HNF	HCL060HC2	HCN060HYF	SCL030HN2	UCL060HN2
HCB040HNV	HCL060HCF	HCU020HC2	SCL030HNF	UCL060HNF
HCB040HXF	HCL060HDF	HCU020HEF	SCL030HNV	UCL060HNV
HCH020HDF	HCL060HEF	HCU020HL2	SCL040HN2	UCN020HN2
HCH020HNF	HCL060HN2	HCU020HN2	SCL040HNF	UCN020HNF
HCH020HNV	HCL060HNF	HCU020HNF	SCL040HNV	UCN020HNV
HCH020HXF	HCL060HNV	HCU020HNV	SCL060HN2	UCN030HN2
HCH030HCF	HCL060HXF	HCU020HX2	SCL060HNF	UCN030HNF
HCH030HDF	HCN020HC2	HCU020HXF	SCL060HNV	UCN030HNV
HCH030HEF	HCN020HCF	HCU030HC2	SCN020HN2	UCN040HN2
HCH030HLF	HCN020HD2	HCU030HE2	SCN020HNF	UCN040HNF
HCH030HNF	HCN020HDF	HCU030HL2	SCN020HNV	UCN040HNV
HCH030HNV	HCN020HEF	HCU030HLF	SCN030HN2	UCN060HN2
HCH030HXF	HCN020HN2	HCU030HN2	SCN030HNF	UCN060HNF
HCH040HCF	HCN020HNF	HCU030HNF	SCN030HNV	UCN060HNV
HCH040HDF	HCN020HNV	HCU030HNV	SCN040HN2	UCU020HN2
HCH040HEF	HCN020HXF	HCU030HX2	SCN040HNF	UCU020HNF
HCH040HNF	HCN020HY2	HCU030HXF	SCN040HNV	UCU020HNV
HCH040HNV	HCN020HYF	HCU040HC2	SCN060HN2	UCU030HN2
HCH040HXF	HCN030HC2	HCU040HLF	SCN060HNF	UCU030HNF
HCH060HCF	HCN030HCF	HCU040HN2	SCN060HNV	UCU030HNV
HCH060HDF	HCN030HD2	HCU040HNF	SCU020HN2	UCU040HN2
HCH060HNF	HCN030HDF	HCU040HNV	SCU020HNF	UCU040HNF
HCH060HNV	HCN030HEF	HCU040HX2	SCU030HN2	UCU040HNV
HCH060HXF	HCN030HN2	HCU040HXF	SCU030HNF	UCU060HN2
HCL020HCF	HCN030HNF	HCU060HC2	SCU040HN2	UCU060HNF
HCL020HDF	HCN030HNV	HCU060HL2	SCU040HNF	UCU060HNV
HCL020HN2	HCN030HXF	HCU060HLF	SCU060HN2	UCZ020HNF
HCL020HNF	HCN030HY2	HCU060HN2	SCU060HNF	UCZ030HN2
HCL020HNV	HCN030HYF	HCU060HNF	SCU060HNV	UCZ030HNF
HCL020HXF	HCN040HC2	HCU060HNV	SCZ020HN2	YCW020HNV
HCL030HCF	HCN040HCF	HCU060HX2	UCB040HNF	YCW030HNV
HCL030HDF	HCN040HD2	HCU060HXF	UCB040HNV	YCW040HNV
HCL030HE2	HCN040HDF	HCZ020HN2	UCH020HNF	YCW060HNV
HCL030HEF	HCN040HEF	HCZ030HNF	UCH020HNV	
HCL030HLF	HCN040HN2	HCZ030HNV	UCH030HNF	
HCL030HN2	HCN040HNF	ICN020HNF	UCH030HNV	
HCL030HNF	HCN040HNV	ICN020HNV	UCH040HNF	
HCL030HNV	HCN040HXF	ICN030HNF	UCH040HNV	
HCL030HXF	HCN040HY2	ICN030HNV	UCH060HNF	
	HCN040HYF		UCH060HNV	

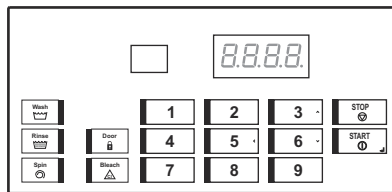
Product Overview - M9, Galaxy 400 and Maestro G2



Galaxy 400 Coin



M9/Galaxy 400 OPL



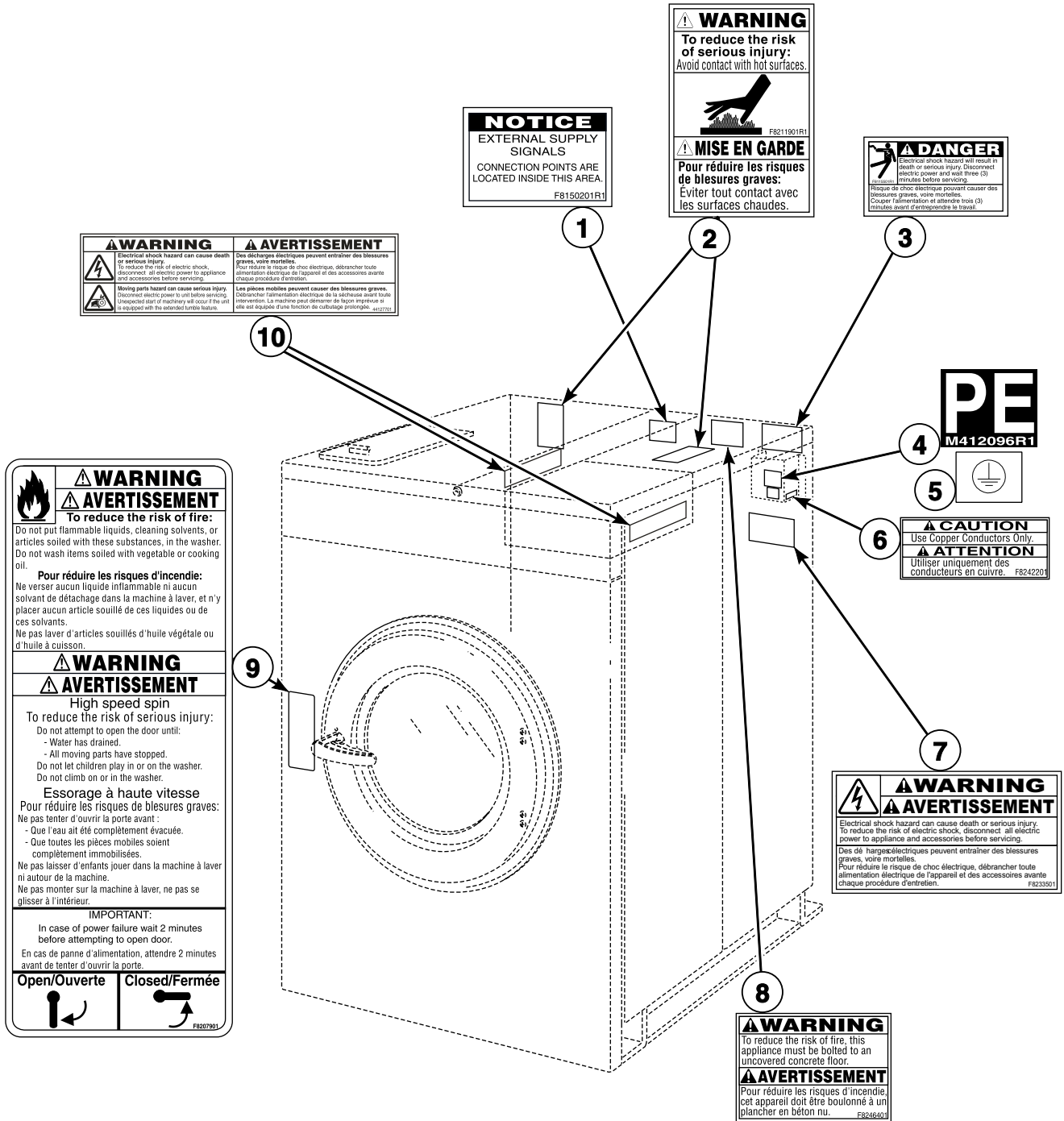
Maestro G2

CHM3482P_F8330701

Product Overview - M9, Galaxy 400 and Maestro G2

REF	PART NO.	DESCRIPTION	COMMENTS
1	-	Product Family	CC HC IC NC SC UC YC
2	-	Market	B (Brazil CE) H (China-ROHS ETL) L (International ETL(c)) N (Domestic ETL(c)) U (International CE/EAC) D (Daiwa) W (WRAS CE) Y (Australia) Z (No Agency International)
3	-	Capacity (Pounds)	020 030 040 060 080 125
4	-	Control	G J L H K W Z
5	-	Actuation	C (Drop Coin Meter) D (Digital Coin Meter) E (Electronic World Drop) L (Prep for Remote/Central Pay) N (Non-Coin OPL) X (Prep for Coin Meter) Y (Prep for Card Reader)
6	-	Speed	2 (2 Speed) F (F-Speed) V (V-Speed)
7	-	Voltage	B (120/60/1/2) C (380-415/50/3/4) F (440-480/60/3/3) J (200/50/3/3) N (440-480/50/60/3) O (208/220-240/60/3/3) P (380-415/50/60/3) Q (200-208/220-240/50/60/3) R (380-415/440-480/50/60/3) X (200-208/220-240/50/60/1/3) Y (208/220-240/60/1/2)
8	-	Side Panel	U (Standard) 1 (Stainless Steel)
9	-	Design	1 2 3

Decals

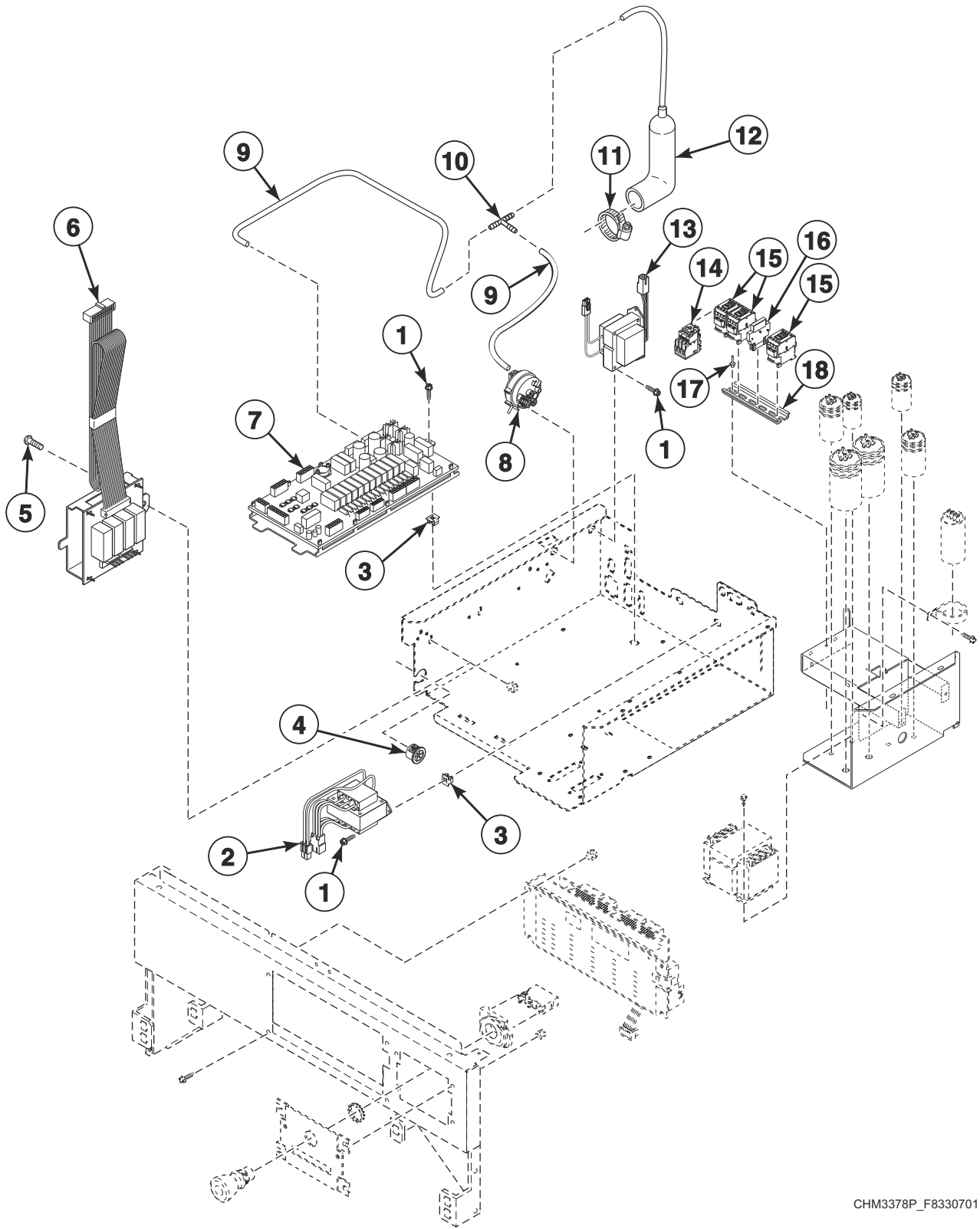


CHM3027P_F8330701

Decals

REF	PART NO.	DESCRIPTION	COMMENTS
1	F8150201	External Supply Connection Decal	
2	F8614301	Hot Surface Warning Label	
3	F8115501	Electric Shock Danger Label	
4	M412096	Earth Terminal Sticker	
5	F230739	Ground Decal	
6	F8242201	Use Copper Conductors Only Caution Label	
7	F8233501	Warning Label	
8	F8246401	Mount on Concrete Warning Label	
9	F8207901	Warning Label	
10	44324001	Warning Label	

Control Module - 2 Speed OPL Models (Drawing 1 of 2)

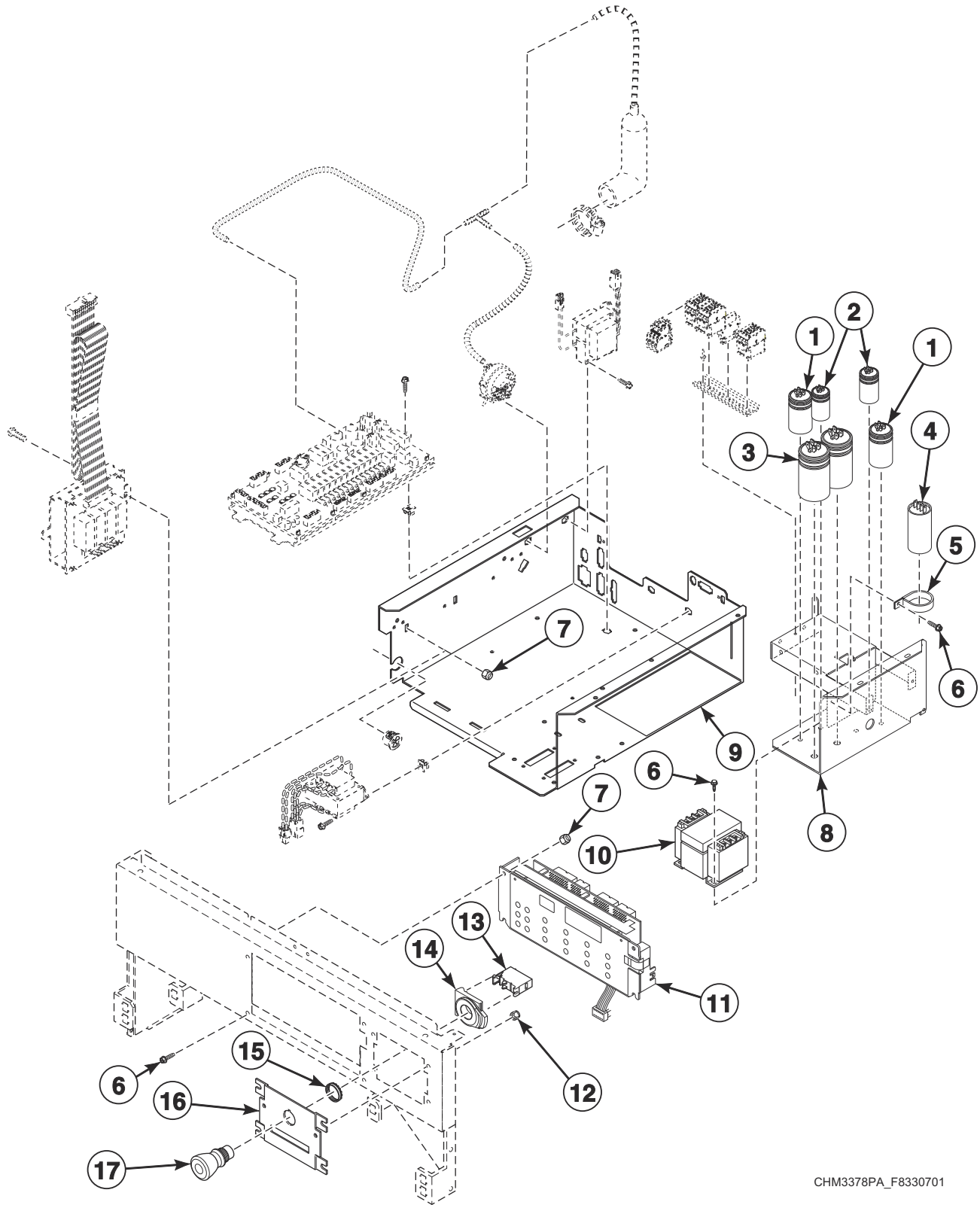


CHM3378P_F8330701

Control Module - 2 Speed OPL Models (Drawing 1 of 2)

REF	PART NO.	DESCRIPTION	COMMENTS
	F802840	Temperature Harness	Prep for steam
	F802842	Temperature Harness	Electric and steam heat
	F8028701	Output/Logic Harness	
	F8060501	Emergency Stop Harness	
	F8028101P	Machine Size Configuration Harness	20 pound models
	F8028103P	Machine Size Configuration Harness	30 pound models
	F8028104P	Machine Size Configuration Harness	40 pound models
	F8028105P	Machine Size Configuration Harness	60 pound models
	F8191201P	External Supply Harness	
	F937P3	External Supply Kit	Includes items 1, 6, 13, F8191201P External Supply Harness and screws
	203346	USB IR Interface Kit	
	M413506	Jumper Harness Assembly	208 Volt
	M413507	Jumper Configuration Assembly	240 Volt
	F8028219P	Temperature Configuration Harness	
	F8191401P	Vault/FBS Bypass Harness	
	F8261501P	Control Tray Harness	
1	F8206901	Screw	
2	803527P	Transformer	
3	70030501	Expansion Clip	
4	44071501	Snap Bushing	
5	F430903	Screw	
6	F8189401P	Auxiliary Control Assembly	
7	F980P3	Control Assembly Kit	Includes item 10 and F8108001 Output Assembly
	802493	Fuse	2.5 Amp
8	F8223001P	Water Pressure Switch	
9	F8153901	Tubing	
10	F8246601	Tee	
11	F200222	Hose Clamp	No. 12
12	F020014200	Air Trap Hose	
13	201616P	Transformer	External supply
14	F8176101P	Overload Contactor	
15	F330177P	Contactactor	
16	F330186P	Interlock Contactactor	
17	70058501	Pop Rivet	
18	F8200101	DIN Rail	

Control Module - 2 Speed OPL Models (Drawing 2 of 2)

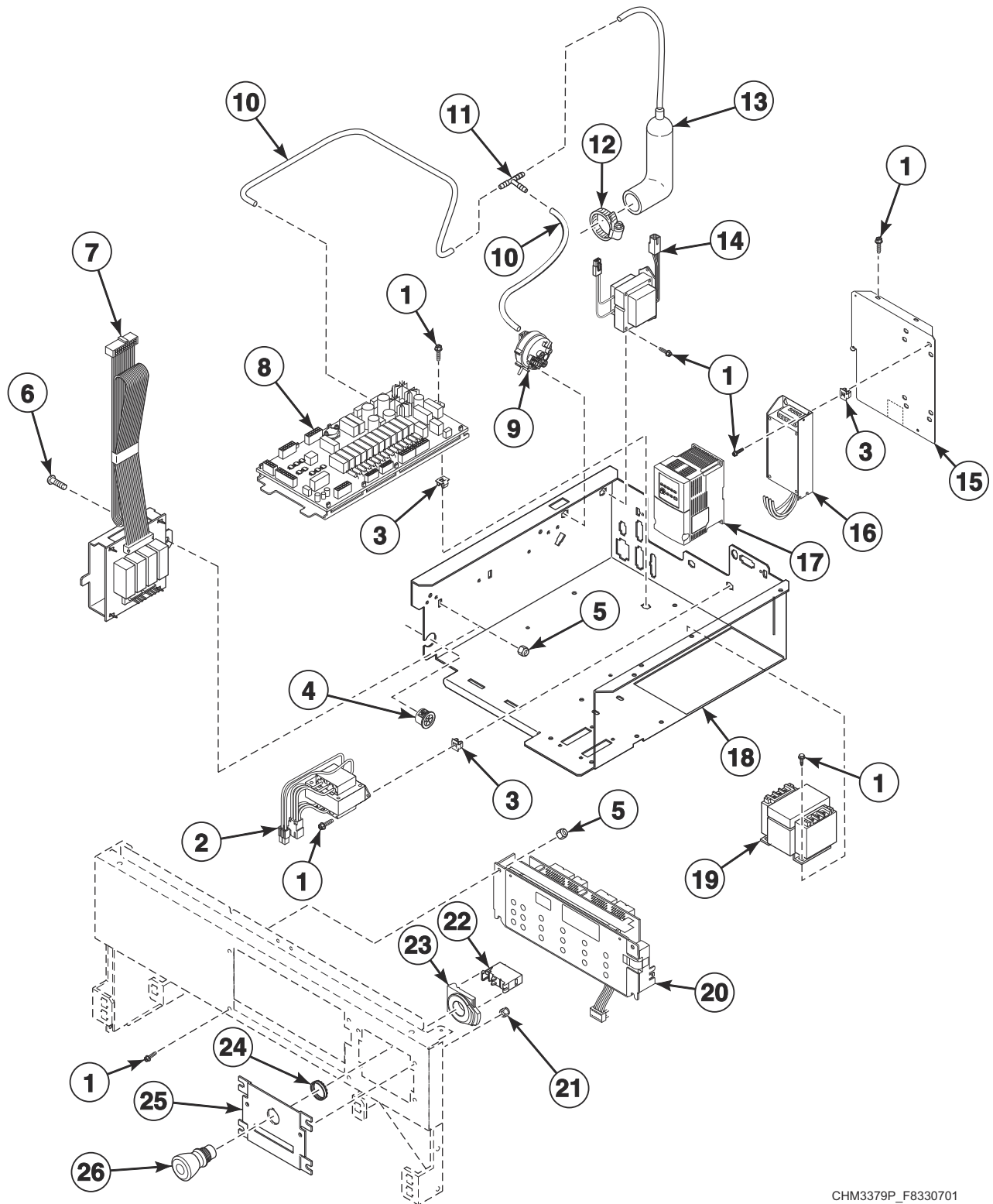


CHM3378PA_F8330701

Control Module - 2 Speed OPL Models (Drawing 2 of 2)

REF	PART NO.	DESCRIPTION	COMMENTS
	F802840	Temperature Harness	Prep for steam
	F802842	Temperature Harness	Electric and steam heat
	F8028701	Output/Logic Harness	
	F8060501	Emergency Stop Harness	
	F8028101P	Machine Size Configuration Harness	20 pound models
	F8028103P	Machine Size Configuration Harness	30 pound models
	F8028104P	Machine Size Configuration Harness	40 pound models
	F8028105P	Machine Size Configuration Harness	60 pound models
	F8191201P	External Supply Harness	
	F937P3	External Supply Kit	Includes items 1, 6, 13, F8191201P External Supply Harness and screws
	203346	USB IR Interface Kit	
	M413506	Jumper Harness Assembly	208 Volt
	M413507	Jumper Configuration Assembly	240 Volt
	F8028219P	Temperature Configuration Harness	
	F8191401P	Vault/FBS Bypass Harness	
	F8261501P	Control Tray Harness	
1	F8411901	Capacitor	50 MFD; 20 pound models Y-voltage, 1 used; 40 pound models Y-voltage, 2 used
	F370221	Capacitor	100 MFD; 20 pound models B-voltage, 1 used
2	F8411701	Capacitor	20 MFD; 30 pound models Y-voltage, 4 used; 40 pound models Y-voltage, 2 used
	F8411801	Capacitor	25 MFD; 20 pound models Y-voltage, 2 used
3	F370218P	Capacitor	160 MFD; 40 pound models Y-voltage, 2 used
	F370220	Capacitor	130 MFD; 20 pound models B-voltage, 2 used; 30 pound models Y-voltage, 1 used
4	F340002	Motor Switch	50 Amp
5	F0340722-00	Switch Clamp	
6	F8206901	Screw	
7	F430232	Nut	
8	F8199601	Capacitor Tray Assembly	20 pound models; B and Y-voltage
	F8199901	Capacitor Tray Assembly	All other models; B and Y-voltage
	F8343401	Contactoer Tray Assembly	C, F, J and O-voltage
9	F8205901	Control Tray Assembly	
10	F360157P	Transformer	B-voltage
11	F997P3	Control Kit	HCN, HCZ, SCN, SCZ, UCN and UCZ models
	F998P3	Control Kit	HCL, HCU, SCL, SCU, UCL and UCU models
12	F431017	Nut	
13	F8069501	Contact Switch	
14	F200233401P	Contact Block Switch	Includes item 30 and F8538101 Contact Base
	F8538101	Contact Base	
15	24205	Nut	
16	F8201301	Emergency Stop Plate	
17	F200233500	Emergency Stop Pushbutton	

Control Module - F-Speed Design 1 OPL Models

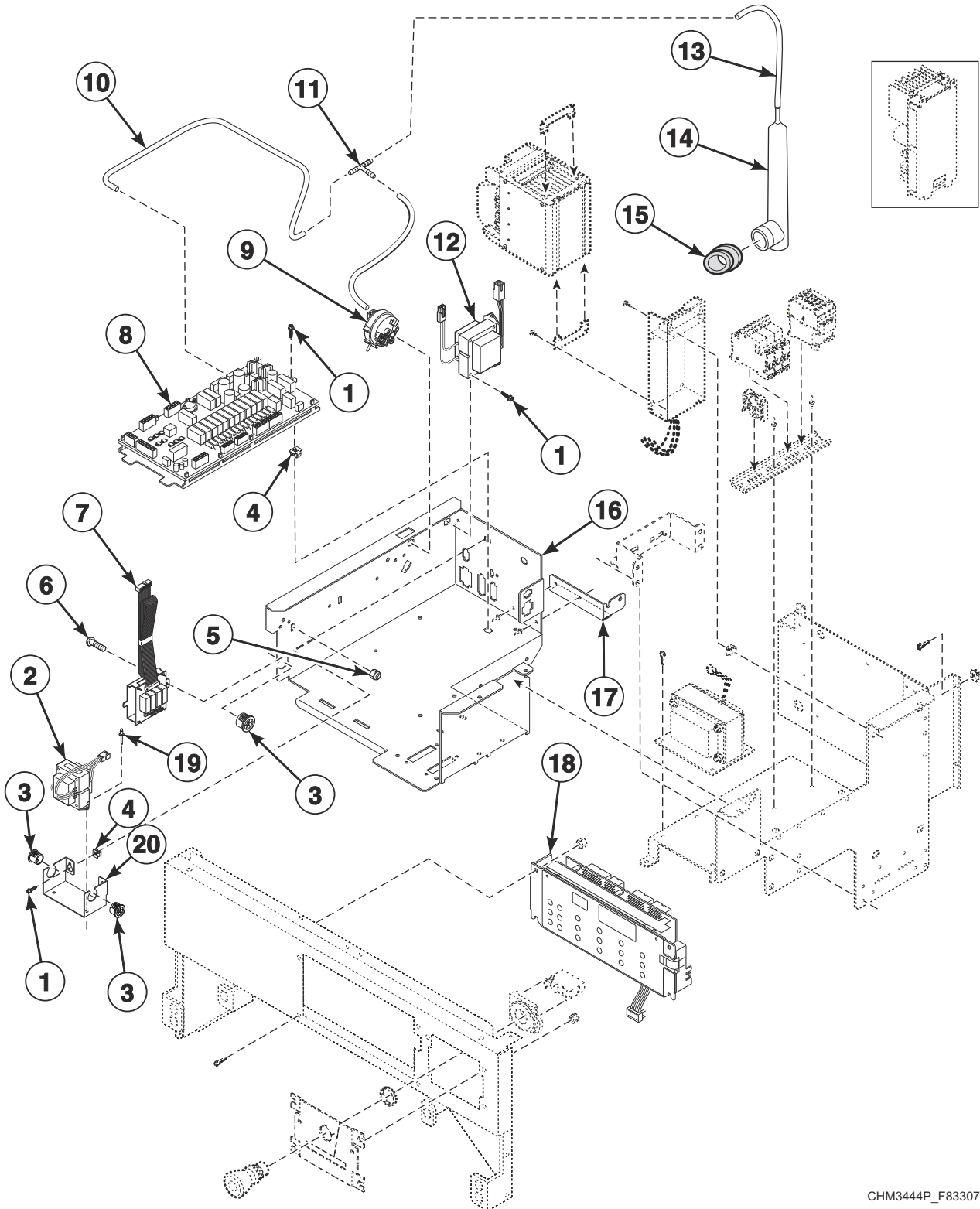


CHM3379P_F8330701

Control Module - F-Speed Design 1 OPL Models

REF	PART NO.	DESCRIPTION	COMMENTS
	F8028701	Output/Logic Harness	
	F8060501	Emergency Stop Harness	
	F8028101P	Machine Size Configuration Harness	20 pound models
	F8028103P	Machine Size Configuration Harness	30 pound models
	F8028104P	Machine Size Configuration Harness	40 pound models
	F8028105P	Machine Size Configuration Harness	60 pound models
	F8191201P	External Supply Harness	
	F937P3	External Supply Kit	Includes items 1, 8, 15, F8191201P External Supply Harness and screws
	203346	USB IR Interface Kit	
	M413506	Jumper Harness Assembly	208 Volt
	M413507	Jumper Configuration Assembly	240 Volt
	F8261501P	Control Tray Harness	
1	F8206901	Screw	
2	803527P	Transformer	
3	70030501	Expansion Clip	
4	44071501	Snap Bushing	
5	F430232	Nut	
6	F430903	Screw	
7	F8189401P	Auxiliary Control Assembly	
8	F980P3	Control Assembly Kit	Includes item 11 and F8108001 Output Assembly
	802493	Fuse	2.5 Amp
9	F8223001P	Water Pressure Switch	
10	F8153901	Tubing	
11	F8246601	Tee	
12	F200222	Hose Clamp	No. 12
13	F020014200	Air Trap Hose	
14	201616P	Transformer	External supply
15	F8195803	Support Bracket	
16	F8053901P	EMI Filter	240 Volt; International models
	F8053902	EMI Filter	480 Volt; International models
17	F8169401	PowerFlex 40 Drive	20 pound models; Models through 2/28/10; Q and X-voltage
	F8169402	PowerFlex 40 Drive	20 pound models; Models through 2/28/10; N, P and R-voltage
	F8169403	PowerFlex 40 Drive	30 pound models; Models through 2/28/10; Q and X-voltage
	F8169404	PowerFlex 40 Drive	30 pound models; Models through 2/28/10; N, P and R-voltage
	F8169405	PowerFlex 40 Drive	40 pound models; Models through 3/8/10; Q and X-voltage
	F8169406	PowerFlex 40 Drive	40 pound models; Models through 3/8/10; N, P and R-voltage
	F8169407	PowerFlex 40 Drive	60 pound models; Models through 3/8/10; Q and X-voltage
	F8169408	PowerFlex 40 Drive	60 pound models; Models through 3/8/10; N, P and R-voltage
	F8169434	PowerFlex 40 Drive	20 pound models; Models starting 3/1/10; Q and X-voltage
	F8169435	PowerFlex 40 Drive	20 pound models; Models starting 3/1/10; N, P and R-voltage
	F8169436	PowerFlex 40 Drive	30 pound models; Models starting 3/1/10; Q and X-voltage
	F8169437	PowerFlex 40 Drive	30 pound models; Models starting 3/1/10; N, P and R-voltage
	F8169438	PowerFlex 40 Drive	40 pound models; Models starting 3/9/10; Q and X-voltage
	F8169439	PowerFlex 40 Drive	40 pound models; Models starting 3/9/10; N, P and R-voltage
	F8169440	PowerFlex 40 Drive	60 pound models; Models starting 3/9/10; Q and X-voltage
	F8169441	PowerFlex 40 Drive	60 pound models; Models starting 3/9/10; N, P and R-voltage
18	F8205902	Control Tray Assembly	20 and 30 pound models
	F8205903	Control Tray Assembly	40 and 60 pound models
19	F360157P	Transformer	B-voltage
20	F997P3	Control Kit	HCL, SCN and UCN F-speed models
	F998P3	Control Kit	HCL, HCU, SCL, SCU, UCL and UCU F-speed models
21	F431017	Nut	
22	F8069501	Contact Switch	
23	F200233401P	Contact Block Switch	Includes item 22 and F8538101 Contact Base
	F8538101	Contact Base	
24	24205	Nut	
25	F8201301	Emergency Stop Plate	
26	F200233500	Emergency Stop Pushbutton	

Control Module - Design 2 and 3 OPL Models (Drawing 1 of 2)

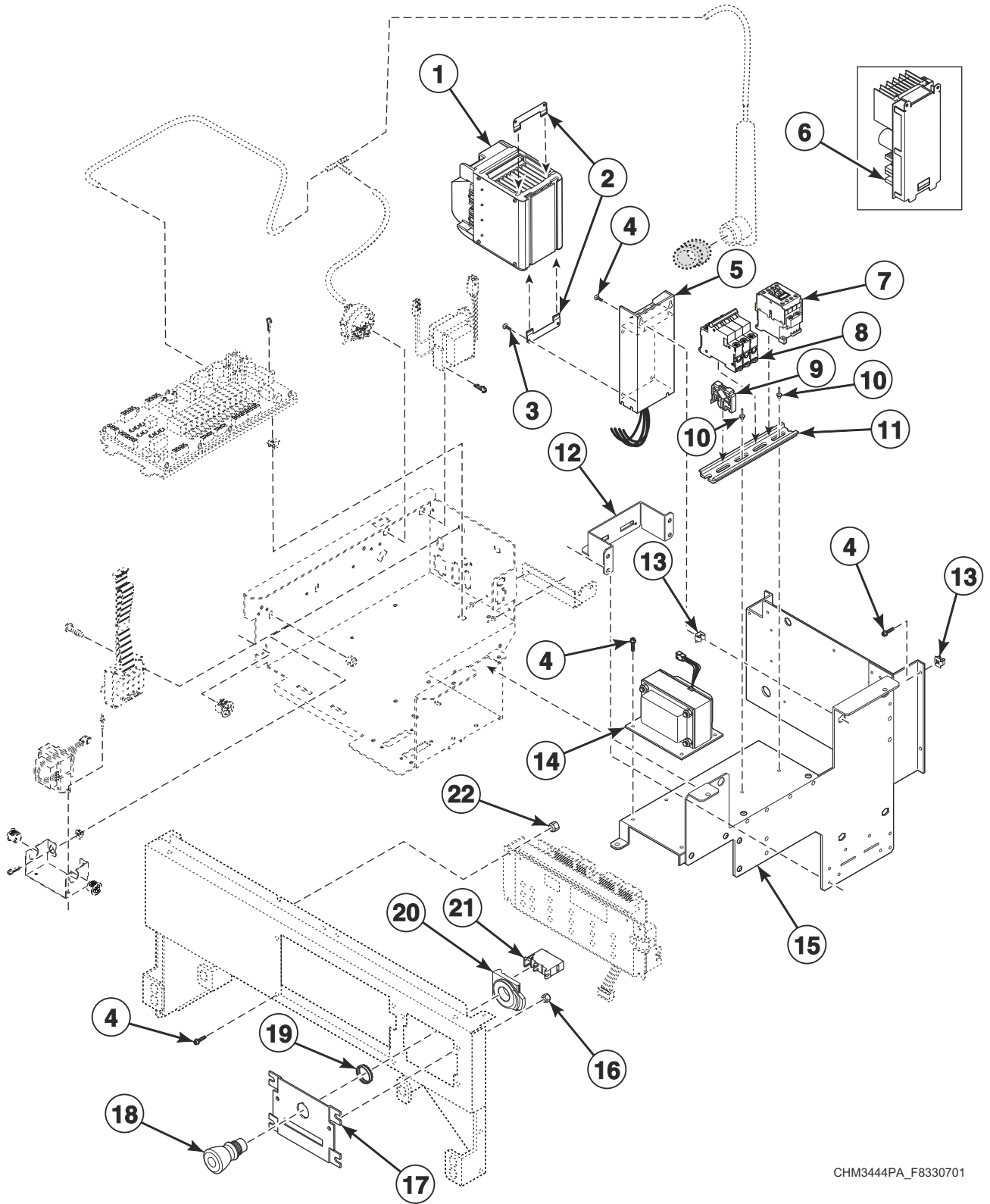


CHM3444P_F8330701

Control Module - Design 2 and 3 OPL Models (Drawing 1 of 2)

REF	PART NO.	DESCRIPTION	COMMENTS
	F8028701	Output/Logic Harness	
	F8060501	Emergency Stop Harness	
	F8028101P	Machine Size Configuration Harness	20 pound models
	F8028103P	Machine Size Configuration Harness	30 pound models
	F8028104P	Machine Size Configuration Harness	40 pound models
	F8028105P	Machine Size Configuration Harness	60 pound models
	F8191203P	External Supply Harness	20 and 30 pound models
	F8191201P	External Supply Harness	40 and 60 pound models
	F937P3	External Supply Kit	Includes items 1, 7, 12, 430497 Screw, F8136601 Screw, F8161701 Label and F8191201P External Supply Harness
	203346	USB IR Interface Kit	
	M413506	Jumper Harness Assembly	208 Volt
	M413507	Jumper Configuration Assembly	240 Volt
	F8261501P	Control Tray Harness	
1	F8206901	Screw	
2	803527P	Transformer	
3	44071501	Snap Bushing	
4	70030501	Expansion Clip	
5	F430232	Nut	
6	F430903	Screw	
7	F8189401P	Auxiliary Control Assembly	
8	F980P3	Control Assembly Kit	Includes item 11 and F8108001 Output Assembly
	802493	Fuse	2.5 Amp
	802492	Fuse	5 Amp
9	F8404401	Water Pressure Switch	Electric heat
10	F8153901	Tubing	
11	F8246601	Tee	Electric heat
	F8431001	Hose Barb Connector	
12	201616P	Transformer	External supply
13	F8405301	Hose	
14	205241	Pressure Bulb	
15	F8433001	Grommet	
16	F8359701	Control Tray Assembly	20 and 30 pound models
	F8359703	Control Tray Assembly	40 and 60 pound models
17	F8375201	Tray Support Bracket	
18	F120P3	Front End Control Kit	HCN and UCN F-speed models; Includes F8028701 Output/Logic Harness
	F121P3	Front End Control Kit	HCB, HCH, HCL, HCU, HCZ, UCB, UCH, UCL, UCU and UCZ F-speed models; Includes F8028701 Output/Logic Harness
	F115P3	Front End Control Kit	HCN and UCN V-speed models; Includes F8028701 Output/Logic Harness
	F116P3	Front End Control Kit	HCB, HCH, HCL, HCZ, UCB, UCH, UCL and UCU V-speed models; Includes F8028701 Output/Logic Harness
	F8549008	Front End Control	CC and IC V-speed models
	F8549018	Front End Control	CC and IC F-speed models
	F8549009P	Front End Control	YC V-speed models
19	70058501	Pop Rivet	
20	F8599801	Bracket	

Control Module - Design 2 and 3 OPL Models (Drawing 2 of 2)

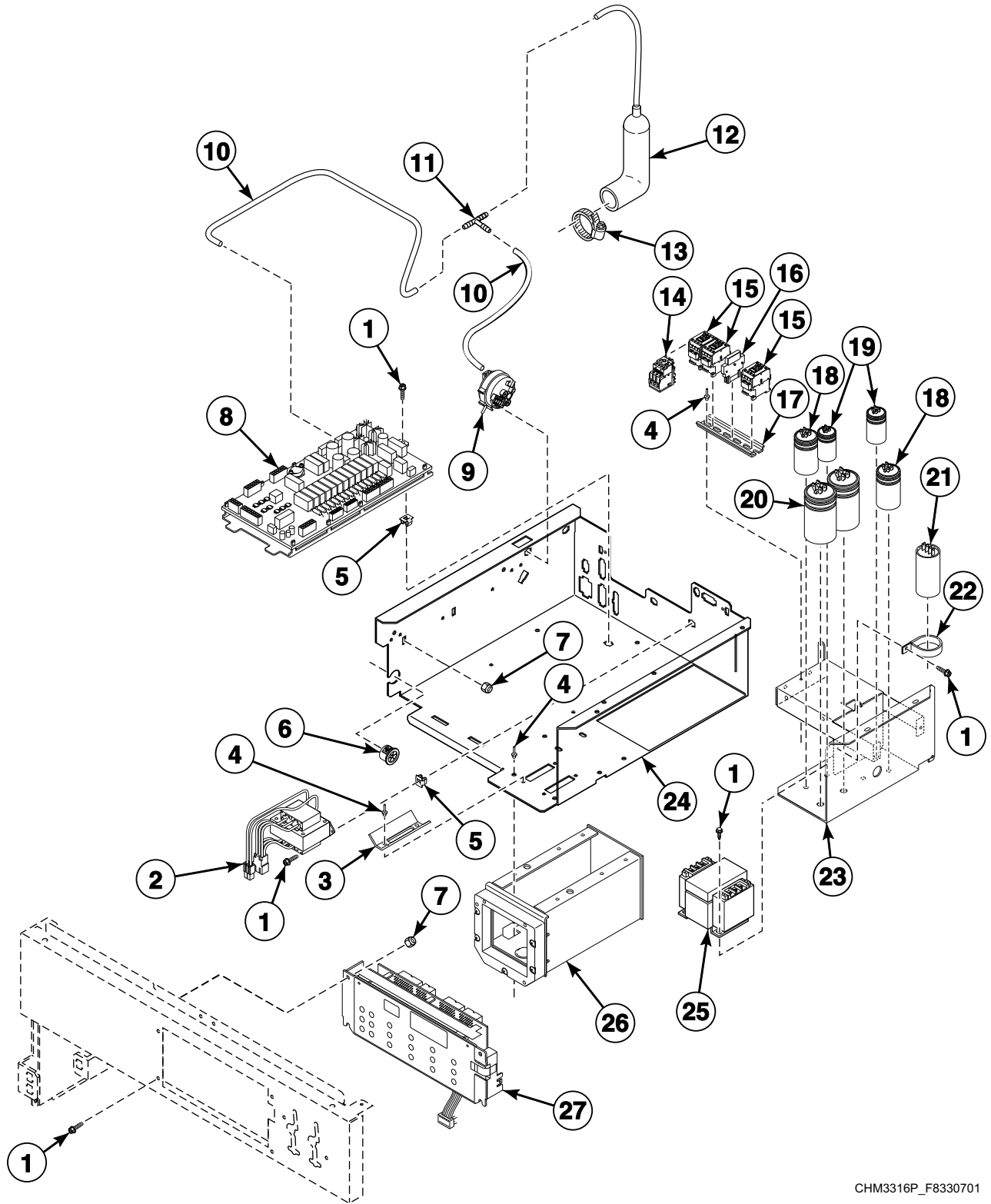


CHM3444PA_F8330701

Control Module - Design 2 and 3 OPL Models (Drawing 2 of 2)

REF	PART NO.	DESCRIPTION	COMMENTS
	F8385102	Communication Harness	
1	F8303601P	Drive Assembly	N and P-voltage; 5 hp
	F8204701P	Drive Assembly	60 pound models; Q and X-voltage; 3 hp
2	F8322401	Drive Mounting Bracket	Use with item 1
3	D503688	Screw	
4	F8206901	Screw	
5	F8053901P	EMI Filter	240 Volt; International models
	F8053902	EMI Filter	480 Volt; International models
6	F8327301P	Drive Assembly	20, 30 and 40 pound models; B, Q and X-voltage; 2 hp
7	F330177P	Contact	
8	70256901P	Circuit Breaker	Electric heat models
9	F8449801	End Stop	
10	70058501	Pop Rivet	
11	F8385301	DIN Rail	
12	F8310101	Lower Drive Mounting Bracket	Use with item 6
13	70030501	Expansion Clip	
14	F8401301	Transformer	
15	F8359801	Drive Tray Assembly	20 pound models
	F8359802	Drive Tray Assembly	30 pound models
	F8359803	Drive Tray Assembly	40 and 60 pound models
16	F431017	Nut	
17	F8201301	Emergency Stop Plate	
18	F200233500	Emergency Stop Pushbutton	
19	24205	Nut	
20	F200233401P	Contact Block Switch	Includes item 21 and F8538101 Contact Base
	F8538101	Contact Base	
21	F8069501	Contact Switch	
22	F430232	Nut	

Control Module - 2 Speed Vend Models

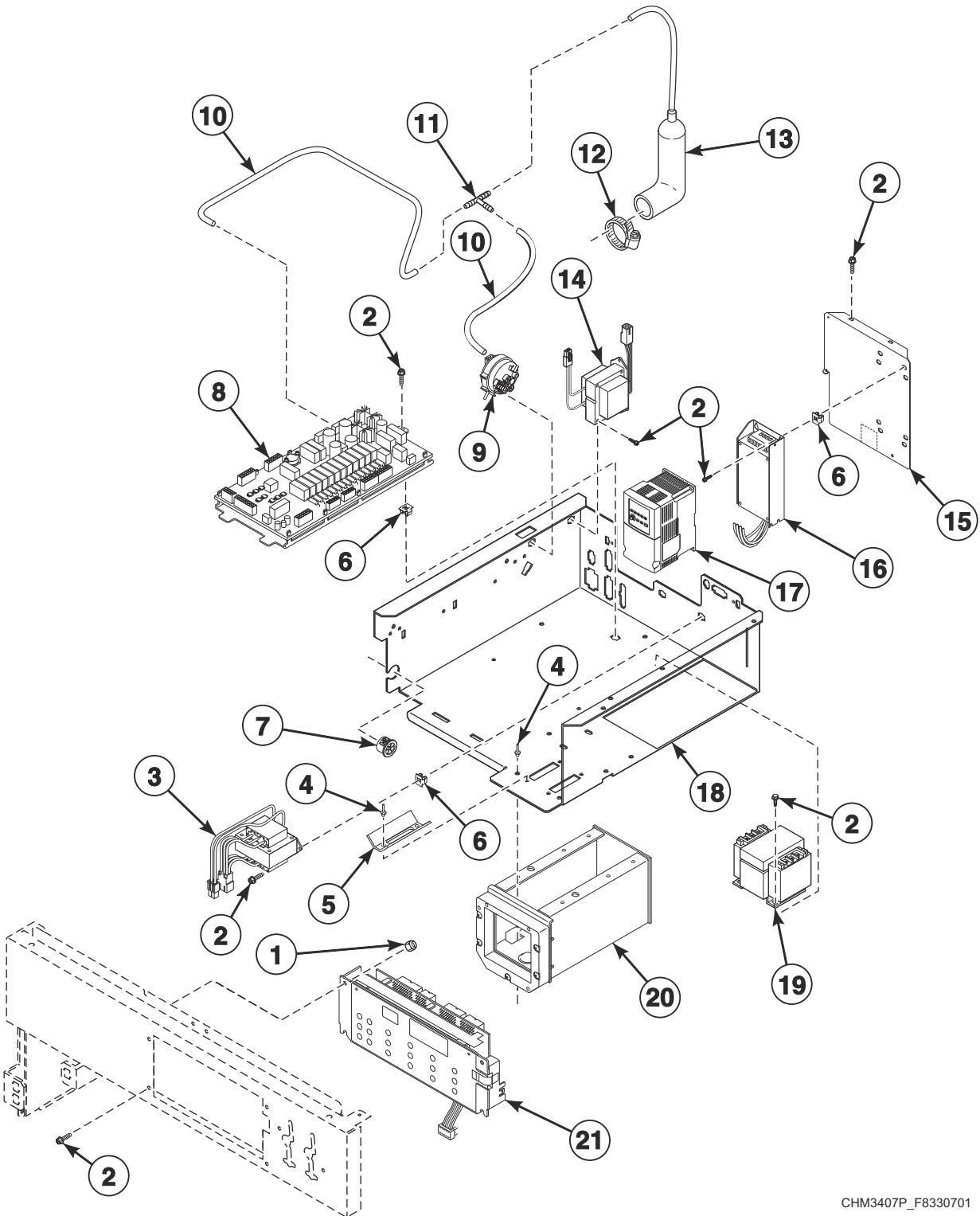


CHM3316P_F8330701

Control Module - 2 Speed Vend Models

REF	PART NO.	DESCRIPTION	COMMENTS
	F8028701	Output/Logic Harness	
	F8028101P	Machine Size Configuration Harness	20 pound models
	F8028103P	Machine Size Configuration Harness	30 pound models
	F8028104P	Machine Size Configuration Harness	40 pound models
	F8028105P	Machine Size Configuration Harness	60 pound models
	203346	USB IR Interface Kit	
	M413506	Jumper Harness Assembly	208 Volt
	M413507	Jumper Configuration Assembly	240 Volt
	F8191201P	External Supply Harness	
	F8028219P	Temperature Configuration Harness	
	F937P3	External Supply Kit	Includes items 1, 10, 24, F8191201P External Supply Harness and screws
1	F8206901	Screw	
2	803527P	Transformer	
3	F8170801	Coin Chute	
4	70058501	Pop Rivet	
5	70030501	Expansion Clip	
6	44071501	Snap Bushing	
7	F430232	Nut	
8	F980P3	Control Assembly Kit	Includes item 11 and F8108001 Output Assembly
	802493	Fuse	2.5 Amp
9	F8223001P	Water Pressure Switch	
10	F8153901	Tubing	
11	F8246601	Tee	
12	F020014200	Air Trap Hose	
13	F200222	Hose Clamp	No. 12
14	F8176101P	Overload Contactor	
15	F330177P	Contacto	
16	F330186P	Interlock Contactor	
17	F8200101	DIN Rail	
18	F8411901	Capacitor	50 MFD; 20 pound models Y-voltage, 1 used; 40 pound models Y-voltage, 2 used
	F370221	Capacitor	100 MFD; 20 pound models B-voltage, 1 used
19	F8411701	Capacitor	20 MFD; 30 pound models Y-voltage, 4 used; 40 pound models Y-voltage, 2 used
	F8411801	Capacitor	25 MFD; 20 pound models Y-voltage, 2 used
20	F370218P	Capacitor	160 MFD; 40 pound models Y-voltage, 2 used
	F370220	Capacitor	130 MFD; 20 pound models B-voltage, 2 used; 30 pound models Y-voltage, 1 used
21	F340002	Motor Switch	50 Amp
22	F0340722-00	Switch Clamp	
23	F8199601	Capacitor Tray Assembly	20 pound models; B and Y-voltage
	F8199901	Capacitor Tray Assembly	All other models; B and Y-voltage
	F8343401	Contacto	C, F, J and O-voltage
24	F8205902	Control Tray Assembly	20 and 30 pound models; Includes items 3 and 25
	F8205903	Control Tray Assembly	40 and 60 pound models; Includes items 3 and 25
25	F360157P	Transformer	B-voltage
26	F8182501	Coin Vault Assembly	20 and 30 pound models
	F8182601	Coin Vault Assembly	40 and 60 pound models
27	F996P3	Control Kit	HCL and HCN models

Control Module - F-Speed Design 1 Vend Models

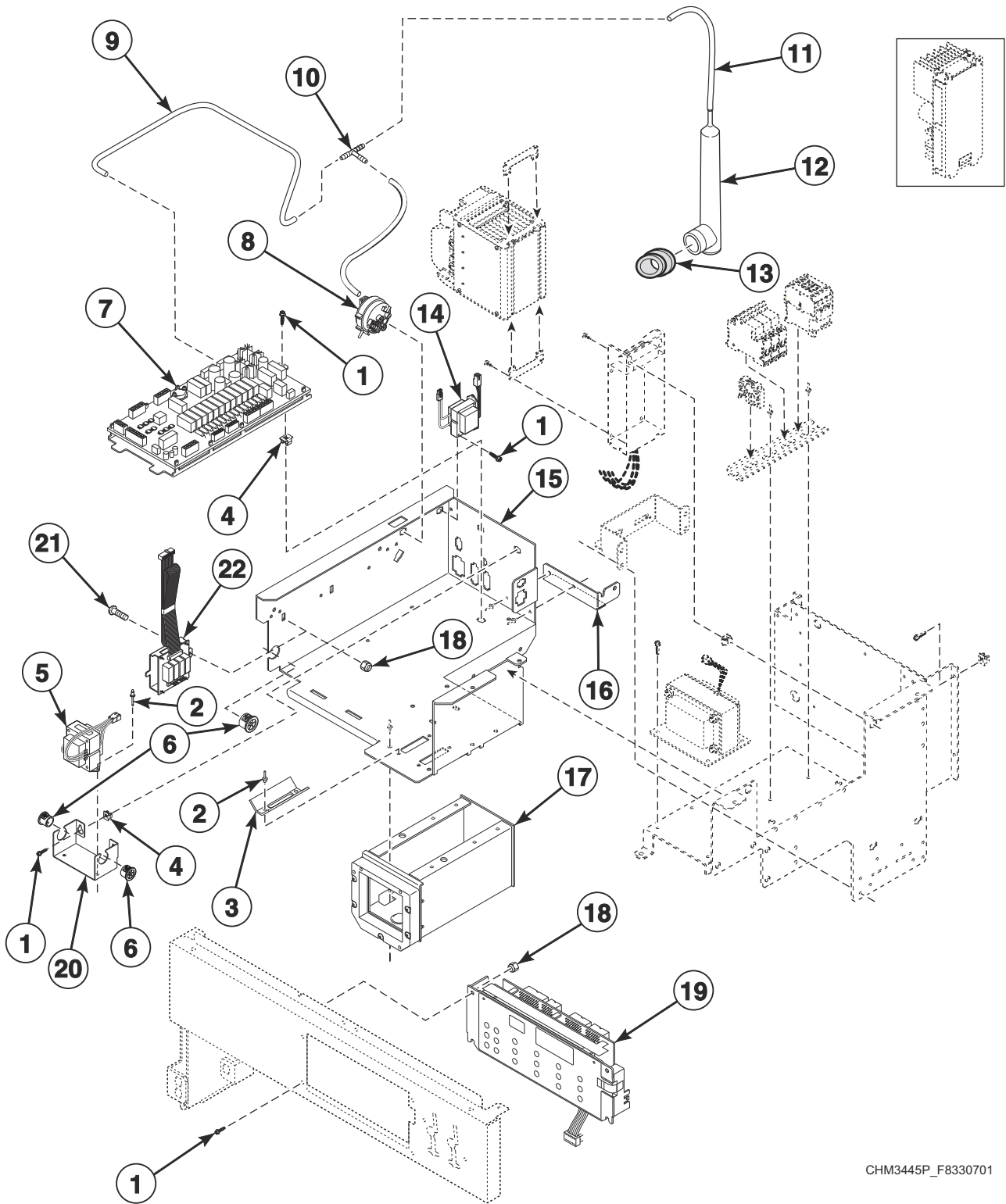


CHM3407P_F8330701

Control Module - F-Speed Design 1 Vend Models

REF	PART NO.	DESCRIPTION	COMMENTS
	F8028701	Output/Logic Harness	
	F8028101P	Machine Size Configuration Harness	20 pound models
	F8028103P	Machine Size Configuration Harness	30 pound models
	F8028104P	Machine Size Configuration Harness	40 pound models
	F8028105P	Machine Size Configuration Harness	60 pound models
	203346	USB IR Interface Kit	
	M413506	Jumper Harness Assembly	208 Volt
	M413507	Jumper Configuration Assembly	240 Volt
	F8191201P	External Supply Harness	
	F8261501P	Control Tray Harness	40 and 60 pound models
	F937P3	External Supply Kit	Includes items 1, 10, 24, F8191201P External Supply Harness and screws
1	F430232	Nut	
2	F8206901	Screw	
3	803527P	Transformer	
4	70058501	Pop Rivet	
5	F8170801	Coin Chute	
6	70030501	Expansion Clip	
7	44071501	Snap Bushing	
8	F980P3	Control Assembly Kit	Includes item 11 and F8108001 Output Assembly
	802493	Fuse	2.5 Amp
9	F8223001P	Water Pressure Switch	
10	F8153901	Tubing	
11	F8246601	Tee	
12	F200222	Hose Clamp	No. 12
13	F020014200	Air Trap Hose	
14	201616P	Transformer	
15	F8195803	Support Bracket	
16	F8053901P	EMI Filter	240 Volt; International model
	F8053902	EMI Filter	480 Volt; International model
17	F8169401	PowerFlex 40 Drive	20 pound models; Models through 2/28/10; Q and X-voltage
	F8169402	PowerFlex 40 Drive	20 pound models; Models through 2/28/10; N, P and R-voltage
	F8169403	PowerFlex 40 Drive	30 pound models; Models through 2/28/10; Q and X-voltage
	F8169404	PowerFlex 40 Drive	30 pound models; Models through 2/28/10; N, P and R-voltage
	F8169405	PowerFlex 40 Drive	40 pound models; Models through 3/8/10; Q and X-voltage
	F8169406	PowerFlex 40 Drive	40 pound models; Models through 3/8/10; N, P and R-voltage
	F8169407	PowerFlex 40 Drive	60 pound models; Models through 3/8/10; Q and X-voltage
	F8169408	PowerFlex 40 Drive	60 pound models; Models through 3/8/10; N, P and R-voltage
	F8169434	PowerFlex 40 Drive	20 pound models; Models starting 3/1/10; Q and X-voltage
	F8169435	PowerFlex 40 Drive	20 pound models; Models starting 3/1/10; N, P and R-voltage
	F8169436	PowerFlex 40 Drive	30 pound models; Models starting 3/1/10; Q and X-voltage
	F8169437	PowerFlex 40 Drive	30 pound models; Models starting 3/1/10; N, P and R-voltage
	F8169438	PowerFlex 40 Drive	40 pound models; Models starting 3/9/10; Q and X-voltage
	F8169439	PowerFlex 40 Drive	40 pound models; Models starting 3/9/10; N, P and R-voltage
	F8169440	PowerFlex 40 Drive	60 pound models; Models starting 3/9/10; Q and X-voltage
	F8169441	PowerFlex 40 Drive	60 pound models; Models starting 3/9/10; N, P and R-voltage
18	F8205902	Control Tray Assembly	20 and 30 pound models; Includes items 5 and 19
	F8205903	Control Tray Assembly	40 and 60 pound models; Includes items 5 and 19
19	F360157P	Transformer	B-voltage
20	F8182501	Coin Vault Assembly	20 and 30 pound models
	F8182601	Coin Vault Assembly	40 and 60 pound models
21	F996P3	Control Kit	

Control Module - F-Speed Design 2 and 3 Vend Models (Drawing 1 of 2)

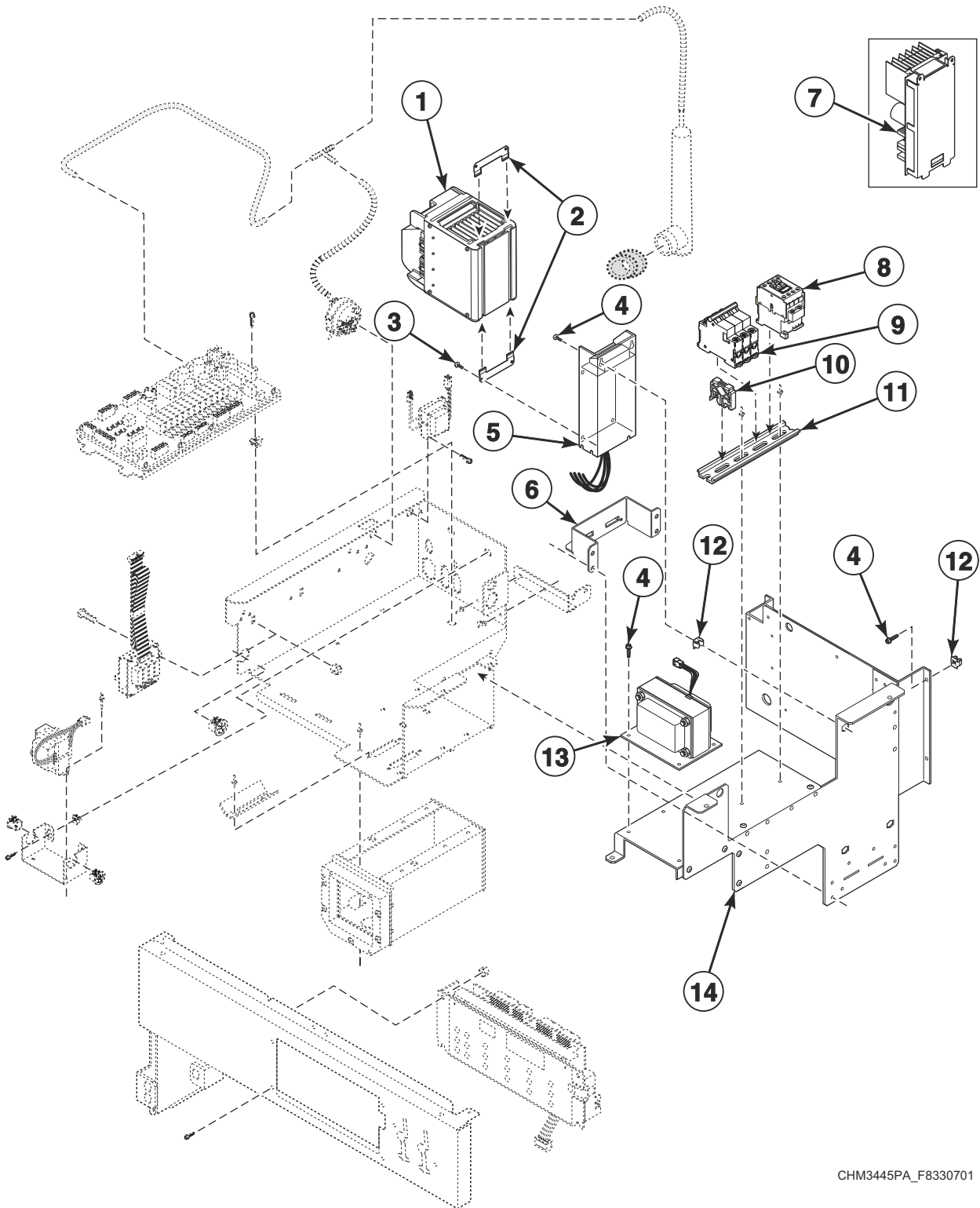


CHM3445P_F8330701

Control Module - F-Speed Design 2 and 3 Vend Models (Drawing 1 of 2)

REF	PART NO.	DESCRIPTION	COMMENTS
	F8028701	Output/Logic Harness	
	F8028101P	Machine Size Configuration Harness	20 pound models
	F8028103P	Machine Size Configuration Harness	30 pound models
	F8028104P	Machine Size Configuration Harness	40 pound models
	F8028105P	Machine Size Configuration Harness	60 pound models
	203346	USB IR Interface Kit	
	M413506	Jumper Harness Assembly	208 Volt
	M413507	Jumper Configuration Assembly	240 Volt
	F8191203P	External Supply Harness	20 and 30 pound models
	F8191201P	External Supply Harness	40 and 60 pound models
	F937P3	External Supply Kit	Includes items 1, 14, 430497 Screw, F8136601 Screw, F8161701 Label, F8189401P Auxiliary Control Assembly and F8191201P External Supply Harness
	F8261501P	Control Tray Harness	40 and 60 pound models
1	F8206901	Screw	
2	70058501	Pop Rivet	
3	F8170801	Coin Chute	
4	70030501	Expansion Clip	
5	803527P	Transformer	
6	44071501	Snap Bushing	
7	F980P3	Control Assembly Kit	Includes item 10 and F8108001 Output Assembly
	802493	Fuse	2.5 Amp
	802492	Fuse	5 Amp
8	F8404401	Water Pressure Switch	
9	F8153901	Tubing	
10	F8246601	Tee	Electric heat
	F8431001	Hose Barb Connector	All other models
11	F8405301	Hose	
12	205241	Pressure Bulb	
13	F8433001	Grommet	
14	201616P	Transformer	External supply
15	F8359602P	Control Tray Assembly	20 and 30 pound models; Design 2; Includes item 2
	F8359707	Control Tray Assembly	20 and 30 pound models; Design 3
	F8359604	Control Tray Assembly	40 and 60 pound models; Includes item 2
16	F8375201	Tray Support Bracket	
17	F8182501	Coin Vault Assembly	20 and 30 pound models; Design 2
	F8182601	Coin Vault Assembly	All other models
18	F431017	Nut	
19	F118P3	Front End Control Kit	Includes F8028701 Output/Logic Harness
20	F8599801	Bracket	
21	F430903	Screw	
22	F8189401P	Auxiliary Control Assembly	

Control Module - F-Speed Design 2 and 3 Vend Models (Drawing 2 of 2)

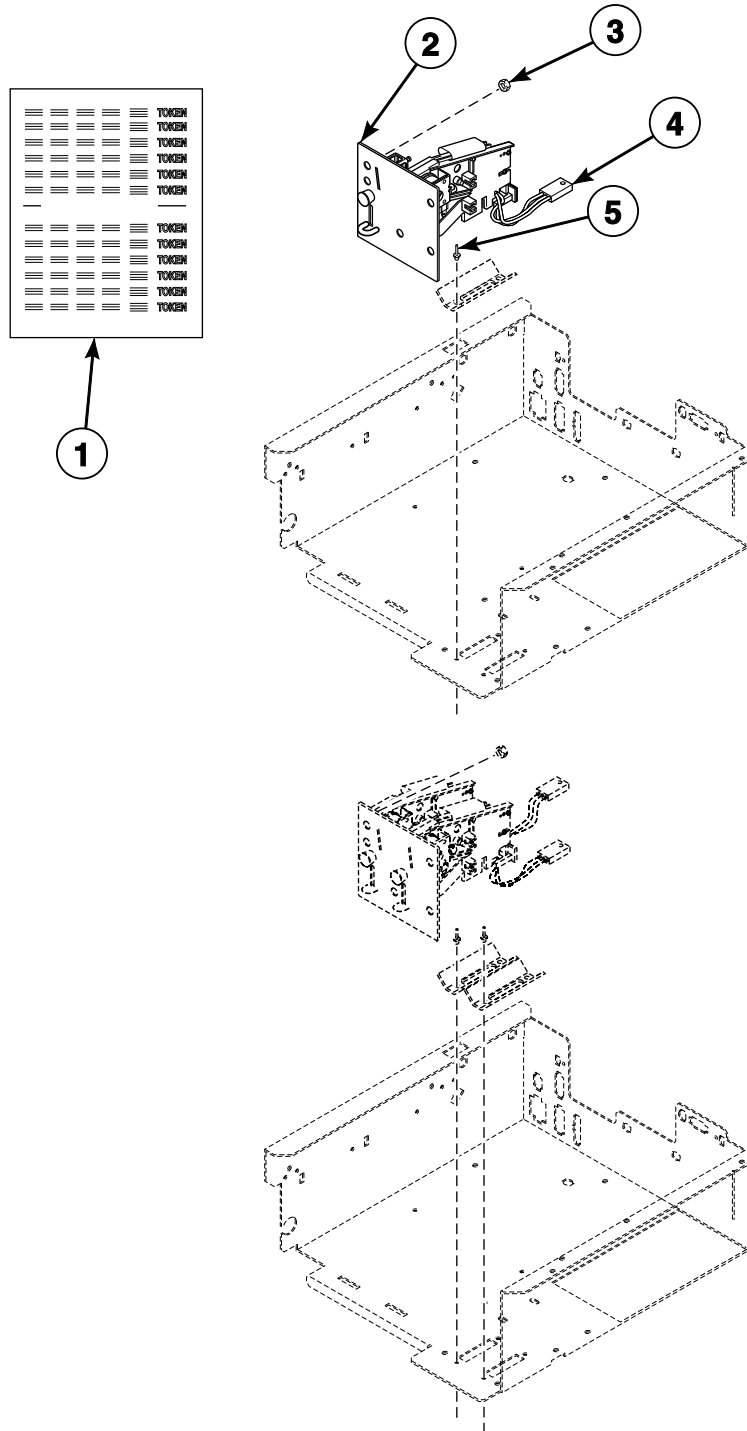


CHM3445PA_F8330701

Control Module - F-Speed Design 2 and 3 Vend Models (Drawing 2 of 2)

REF	PART NO.	DESCRIPTION	COMMENTS
	F8385102	Communication Harness	
	F8028701	Output/Logic Harness	
	F8028101P	Machine Size Configuration Harness	20 pound models
	F8028103P	Machine Size Configuration Harness	30 pound models
	F8028104P	Machine Size Configuration Harness	40 pound models
	F8028105P	Machine Size Configuration Harness	60 pound models
	203346	USB IR Interface Kit	
	M413506	Jumper Harness Assembly	208 Volt
	M413507	Jumper Configuration Assembly	240 Volt
	F8191201P	External Supply Harness	
	F937P3	External Supply Kit	Includes item 4, F8191201P External Supply Harness and screws
1	F8303601P	Drive Assembly	N and P-voltage; 5 hp
	F8204701P	Drive Assembly	60 pound models; Q and X-voltage; 3 hp
2	F8322401	Drive Mounting Bracket	Use with item 1
3	D503688	Screw	
4	F8206901	Screw	
5	F8053901P	EMI Filter	240 Volt; International models
	F8053902	EMI Filter	480 Volt; International models
6	F8310101	Lower Drive Mounting Bracket	Use with item 7
7	F8327301P	Drive Assembly	20, 30 and 40 pound models; B, Q and X-voltage; 2 hp
8	F330177P	Contactora	
9	70256901P	Circuit Breaker	Electric heat
10	70121001	End Stop	
11	F8385301	DIN Rail	
12	70030501	Expansion Clip	
13	F8401301	Transformer	
14	F8359801	Drive Tray Assembly	20 pound models
	F8359802	Drive Tray Assembly	30 pound models
	F8359803	Drive Tray Assembly	40 and 60 pound models

Flush Mount Coin Meter Assembly - Single Drop



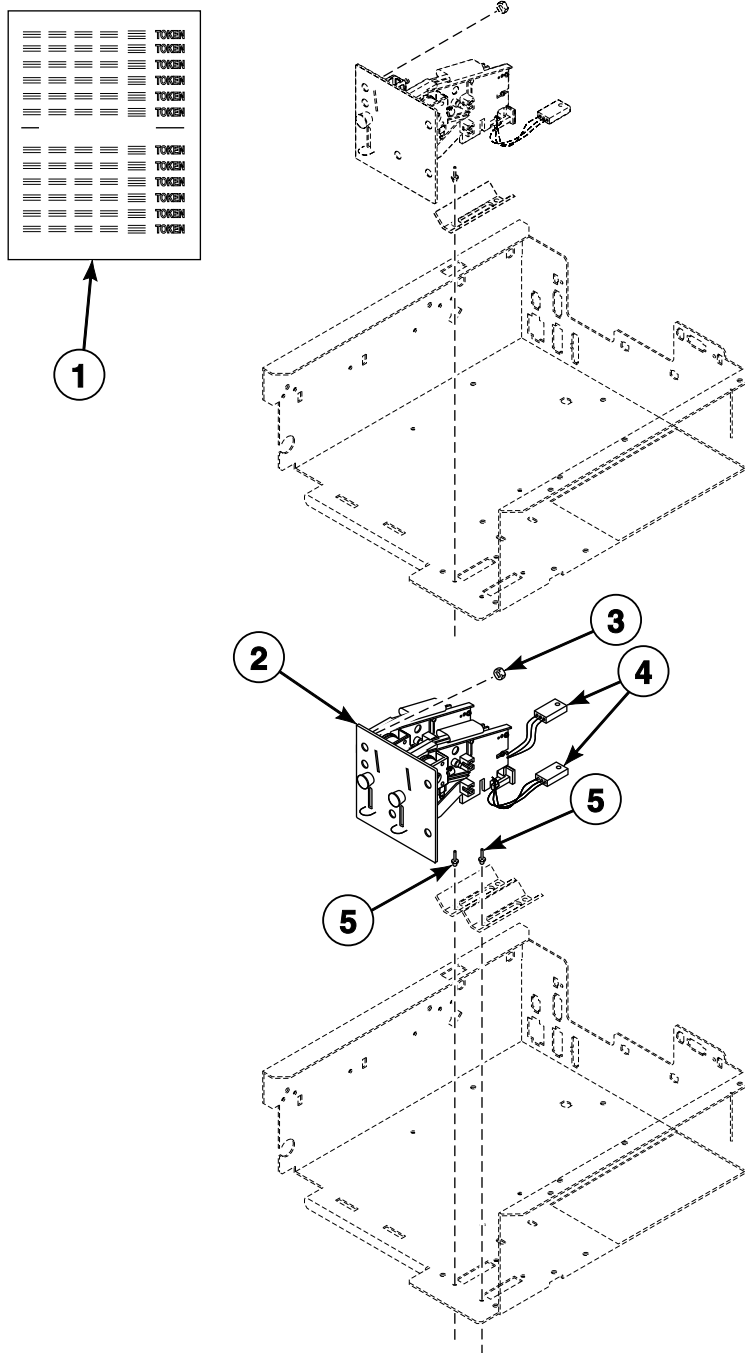
CHM3088P_F8330701

Flush Mount Coin Meter Assembly - Single Drop

REF	PART NO.	DESCRIPTION	COMMENTS
	F200010000P	Coin Meter Assembly	U.S. \$.25; Includes items 2 and 3
	F200010006	Coin Meter Assembly	.800 token; Includes items 2 and 3
	F200010007	Coin Meter Assembly	.880 token; Includes items 2 and 3
	F200010009	Coin Meter Assembly	.990 token; Includes items 2 and 3
	F200010011	Coin Meter Assembly	Jeton WH121 token; Includes items 2 and 3
	F200010012	Coin Meter Assembly	Jeton .08 token; Includes items 2 and 3
1	38725	Coin Identification Paper	
2	38464P	Coin Drop Assembly	Canada .25
	N/A	Coin Drop Assembly	Australia .20
	N/A	Coin Drop Assembly	Belgium 5 franc
	N/A	Coin Drop Assembly	Denmark 2 krone
	N/A	Coin Drop Assembly	United Kingdom 20 pence
	N/A	Coin Drop Assembly	France 2 franc
	N/A	Coin Drop Assembly	Hong Kong 5 dollar
	N/A	Coin Drop Assembly	Italy 500 lirrighet
	N/A	Coin Drop Assembly	Japan 100 yen
	N/A	Coin Drop Assembly	Korea 500 won
	N/A	Coin Drop Assembly	South Africa 2 rand
	N/A	Coin Drop Assembly	Spain 100 peseta
	N/A	Coin Drop Assembly	Thailand 10 baht
	N/A	Coin Drop Assembly	.886 token
	N/A	Coin Drop Assembly	1.000 token
	N/A	Coin Drop Assembly	Jeton 08 token
	70441601P	Coin Drop	U.S. \$.25
	N/A	Coin Drop Assembly	.800 token
	38462P	Coin Drop Assembly	Token; 118-1; .880 diameter x .079 thick; Brass
	38463	Coin Drop Assembly	Token; 118-5; .990 diameter x .081 thick; Silver
	N/A	Coin Drop Assembly	Jeton WH121 token
	N/A	Coin Meter	Jeton .08 token
3	685846	Nut	
4	200674P	Opto Coupler	
5	70058501	Pop Rivet	

N/A = Part no longer available

Flush Mount Coin Meter Assembly - Dual Drop



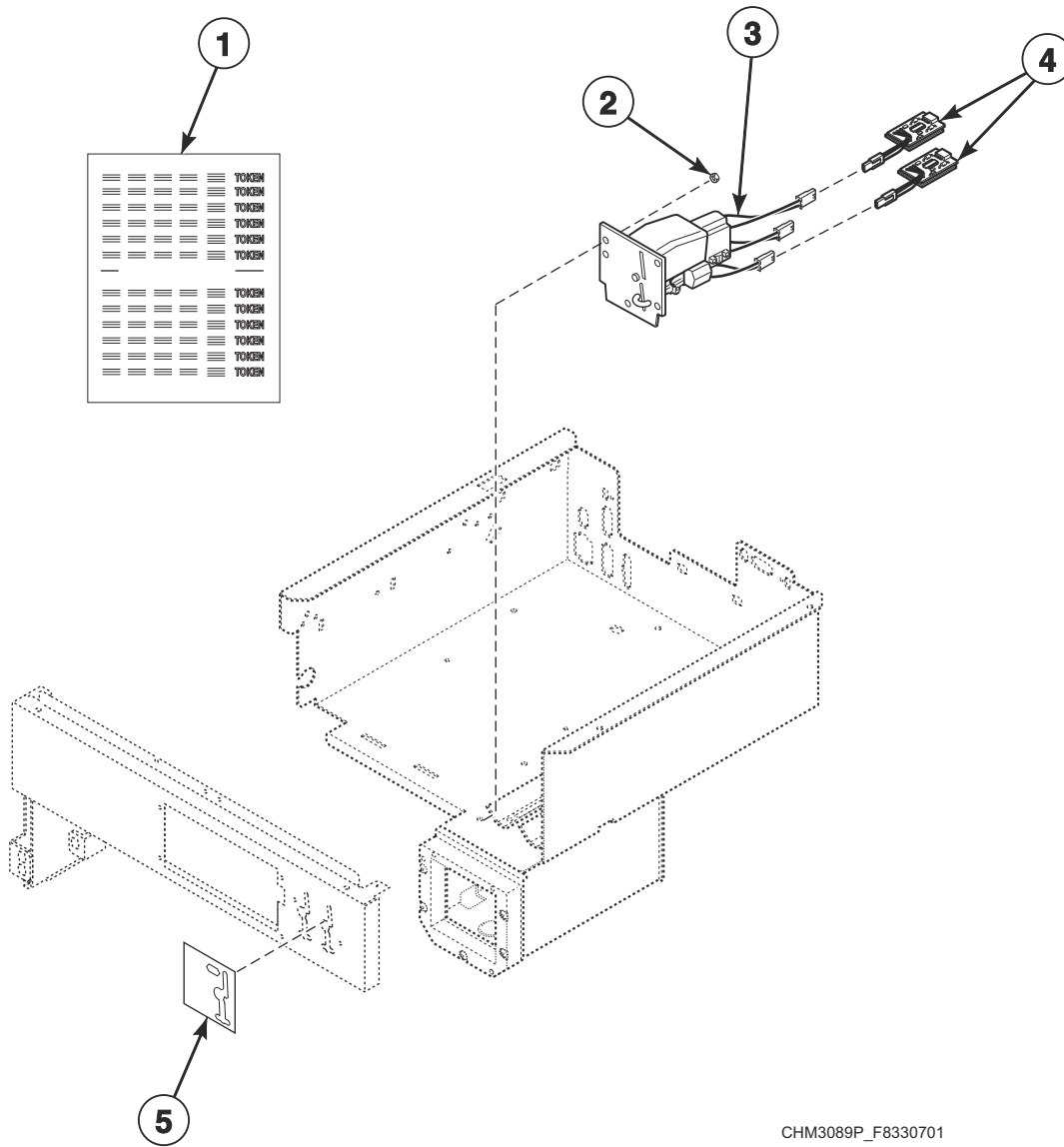
CHM3088PA_F8330701

Flush Mount Coin Meter Assembly - Dual Drop

REF	PART NO.	DESCRIPTION	COMMENTS
	F200010001	Coin Meter Assembly	Australia .20 and 1.00; Includes items 2 and 3
	F200010002	Coin Meter Assembly	100 and 500 yen; Includes items 2 and 3
	F200010003	Coin Meter Assembly	Canada .25 and 1.00; Includes items 2 and 3
	F200010004	Coin Meter Assembly	New Zealand .20 and 1.00; Includes items 2 and 3
	F200010005P	Coin Meter Assembly	U.S. \$.25 and \$1.00; Includes items 2 and 3
	F200010008	Coin Meter Assembly	.50 and 2.00 euro; Includes items 2 and 3
	F200010010	Coin Meter Assembly	10 and 50 Taiwan; Includes items 2 and 3
1	38725	Coin Identification Paper	
2	N/A	Coin Meter	10 and 50 Taiwan
	N/A	Coin Meter	Belgium 5 and 20 franc
	N/A	Coin Meter	Denmark 1 and 5 krone
	N/A	Coin Meter	Denmark 5 and 10 krone
	38472	Coin Drop Assembly	United Kingdom 20 pence and 1 pound
	N/A	Coin Meter	.20 and .50 euro
	210195	Coin Drop Assembly	.20 and 1.00 euro
	210196	Coin Drop Assembly	.50 and 1.00 euro
	N/A	Coin Meter	2 and 5 franc
	N/A	Coin Meter	2 and 10 franc
	39157	Coin Drop Assembly	Israel 1 and 5 shekel
	38521	Coin Drop Assembly	Korea 100 and 500 won
	N/A	Coin Meter	Spain 100 and 500 peseta
	N/A	Coin Drop Assembly	Australia .20 and 1.00
	N/A	Coin Drop Assembly	Japan 100 and 500 yen
	N/A	Coin Drop Assembly	Canada .25 and 1.00
	N/A	Coin Drop Assembly	New Zealand .20 and 1.00
	70256402P	Coin Drop	U.S. \$.25 and \$1.00
	F0160737-00	Coin Meter	.50 and 2.00 euro
	70281102	Coin Drop Assembly	Taiwan 10 and 50 dollar
	N/A	Coin Meter	Taiwan 5 and 10 dollar
3	685846	Nut	
4	200674P	Opto Coupler	
5	70058501	Pop Rivet	

N/A = Part no longer available

Electronic Coin Meter Assembly



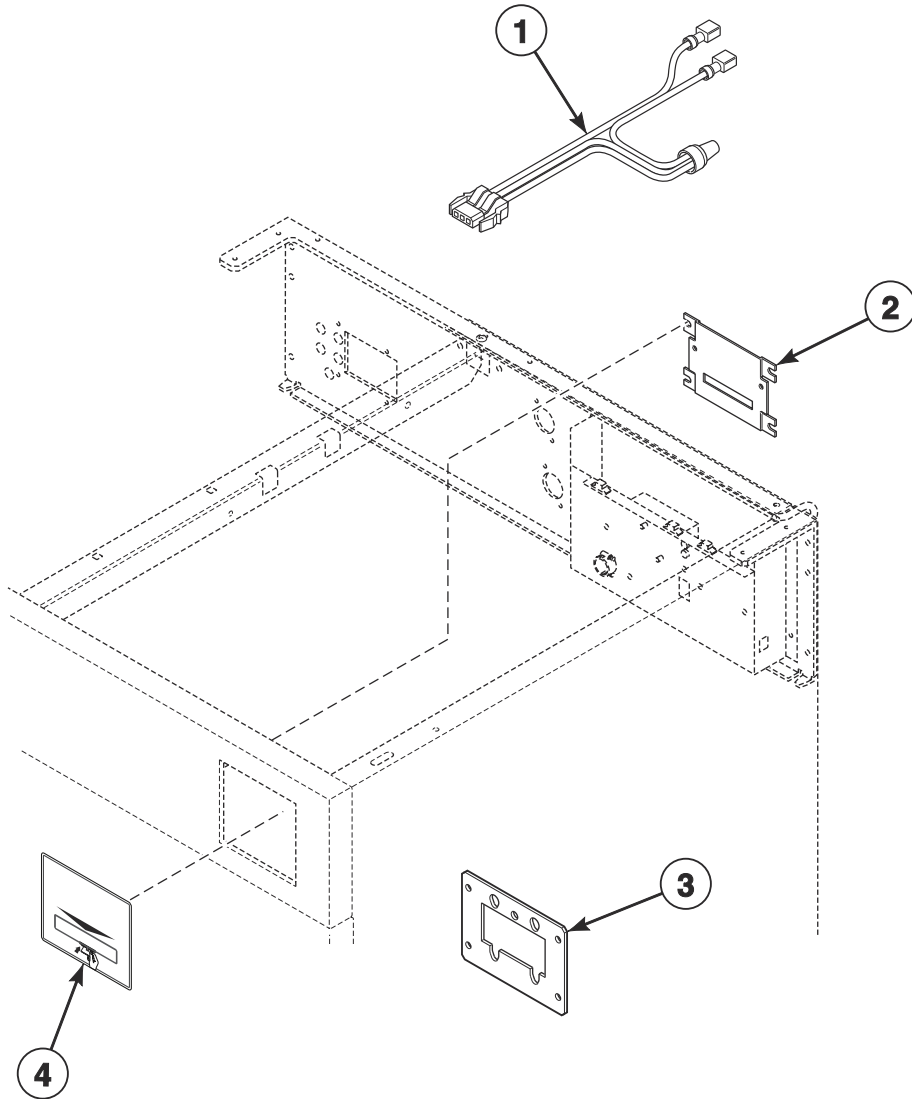
CHM3089P_F8330701

Electronic Coin Meter Assembly

REF	PART NO.	DESCRIPTION	COMMENTS
	CK500	Electronic Coin Drop Kit	Includes item 2
1	38725	Coin Identification Paper	
2	685846	Nut	
3	70513304	Electronic Coin Drop Assembly	Australia, New Zealand, Hong Kong and South Korea
	CK099	Electronic Coin Drop Kit	Australia, New Zealand, Hong Kong, South Korea and Malaysia; Includes item 1*
	70447301	Coin Drop Assembly	Australia \$1.00, \$2.00
	CK111	Coin Drop Kit	Australia \$1.00, \$2.00; Includes item 1*
	70294103P	Electronic Coin Drop Assembly	United Kingdom and Euro
	70513302	Electronic Coin Drop Assembly	United Kingdom and Euro
	CK100	Electronic Coin Drop Kit	United Kingdom and Euro; Includes item 1*
	70294104	Electronic Coin Drop Assembly	Denmark, Norway and Euro
	70513303	Electronic Coin Drop Assembly	Denmark, Norway and Euro
	CK101	Electronic Coin Drop Kit	Denmark, Norway and Euro; Includes item 1*
	70513310	Electronic Coin Drop Assembly	Japan and Taiwan
	CK113	Electronic Coin Drop Kit	Japan and Taiwan; Includes item 1*
	CK115	Electronic Coin Drop Kit	U.S. and Canada; Includes item 1*
	70513306	Electronic Coin Drop Assembly	U.S., Mexico and Ecuador
	CK110	Electronic Coin Drop Kit	U.S., Mexico and Ecuador; Includes item 1*
	70513309	Electronic Coin Drop Assembly	Euro
	CK109	Electronic Coin Drop Kit	Euro; Includes item 1*
	70513314	Electronic Coin Drop Assembly	Thailand
	CK119	Electronic Coin Drop Kit	Thailand; Includes item 1*
	70281102	Coin Drop Assembly	Taiwan
	CK107	Coin Drop Kit	Taiwan; Includes item 1*
	70513308	Electronic Coin Drop Assembly	South Africa
	CK108	Electronic Coin Drop Kit	South Africa; Includes item 1*
	70513311	Electronic Coin Drop Assembly	China and Malaysia
	CK116	Electronic Coin Drop Kit	China and Malaysia; Includes item 1*
	70513312	Electronic Coin Drop Assembly	Russian
	CK117	Electronic Coin Drop Kit	Russian; Includes item 1*
	70513313	Electronic Coin Drop Assembly	Philippine
	CK118	Electronic Coin Drop Kit	Philippine; Includes item 1*
	70513315	Electronic Coin Drop Assembly	Chile
	CK120	Electronic Coin Drop Kit	Chile; Includes item 1*
	70513316	Electronic Coin Drop Assembly	Singapore; .10, .20, .50, 1.00
	CK121	Electronic Coin Drop Kit	Singapore; .10, .20, .50, 1.00; Includes item 1*
	70506901	Coin Drop Assembly	Singapore; \$1.00SGD
	CK123	Coin Drop Kit	Singapore; \$1.00SGD; Includes item 1*
	70482401	Coin Drop Assembly	New Zealand
	CK122	Coin Drop Kit	New Zealand; Includes item 1*
4	F8034701P	Pulse Expander Assembly	
5	70295301	Overlay	Gray

* NOTE: Requires CK500 Electronic Coin Drop Kit for installation

Card Reader - HY Models

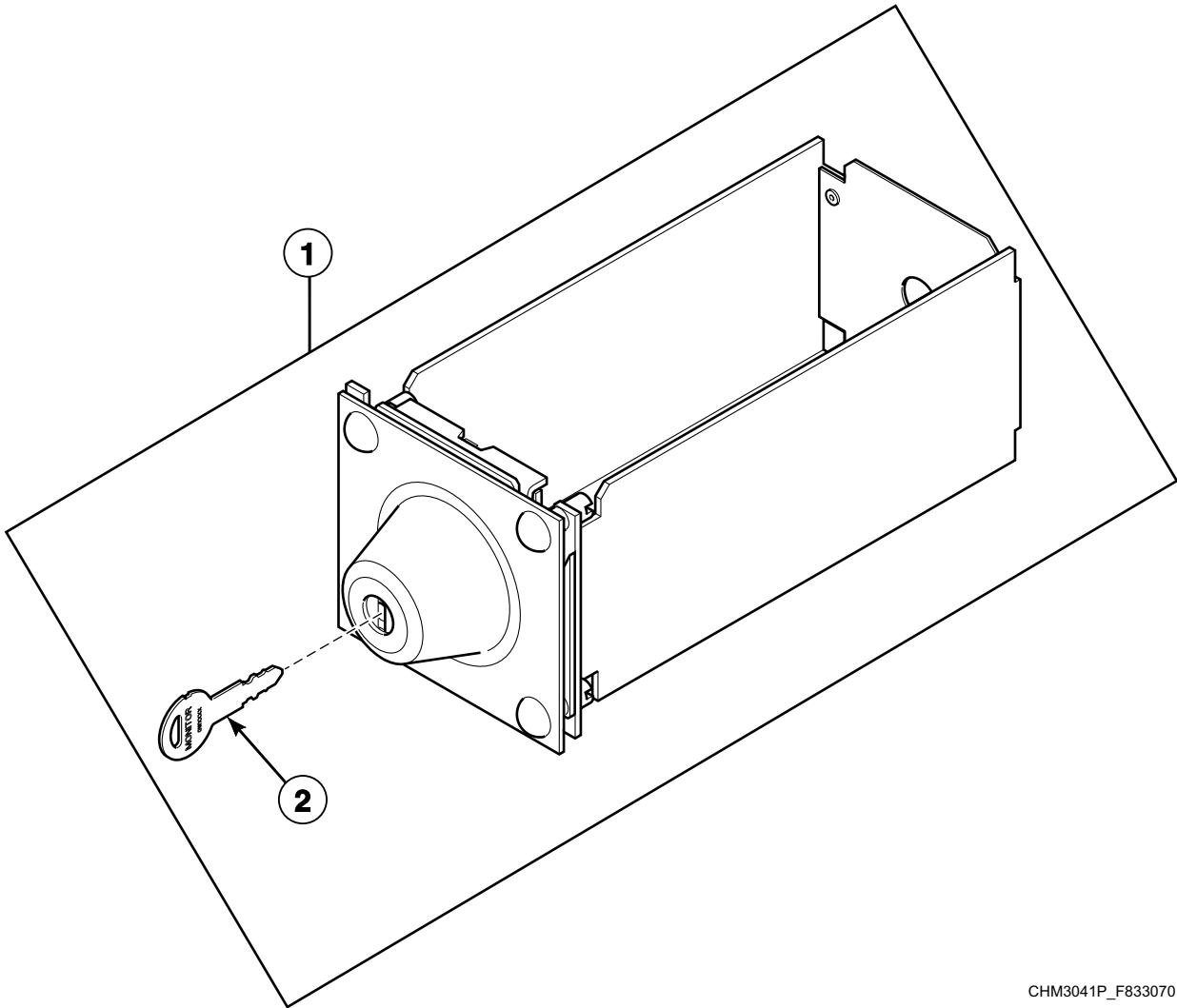


CHM3216P_F8330701

Card Reader - HY Models

REF	PART NO.	DESCRIPTION	COMMENTS
	D511476	Jumper Harness	
1	F8191401P	Vault/FBS Bypass Harness	Access
2	F8201501	Card Plate Assembly	
3	70208801	Mounting Plate	
4	70334301	Card Reader Overlay	

Optional Coin Box

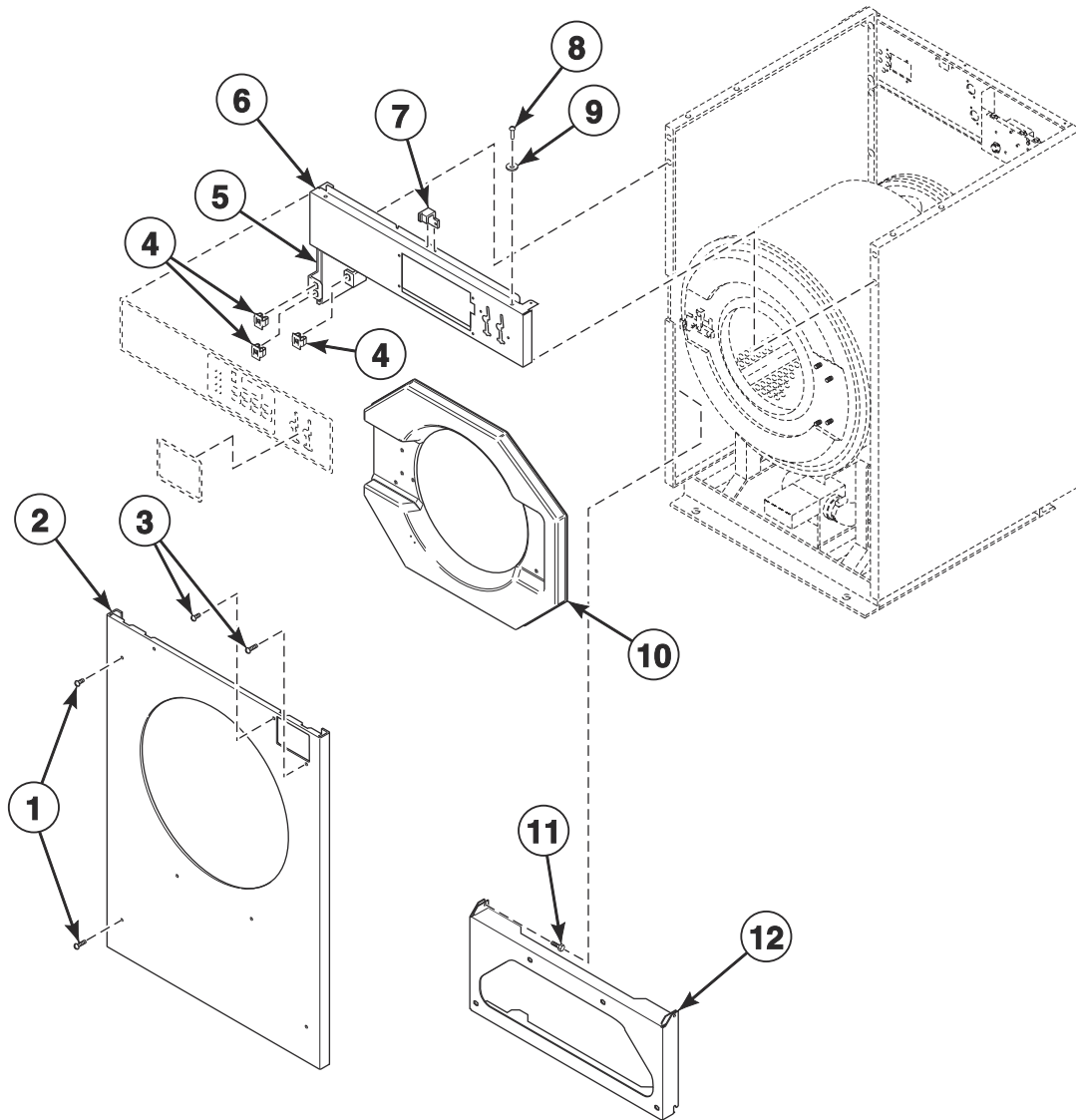


CHM3041P_F8330701

Optional Coin Box

REF	PART NO.	DESCRIPTION	COMMENTS
1	F160672	Coin Box	20 and 30 pound models; Design 1 and 2; GW0023
	F8182001	Coin Drawer Assembly	20 and 30 pound models Design 3; 40 and 60 pound models
2	F160420	Key	GW0023

Front Panels and Control Panel - Coin and Remote Central Pay Models

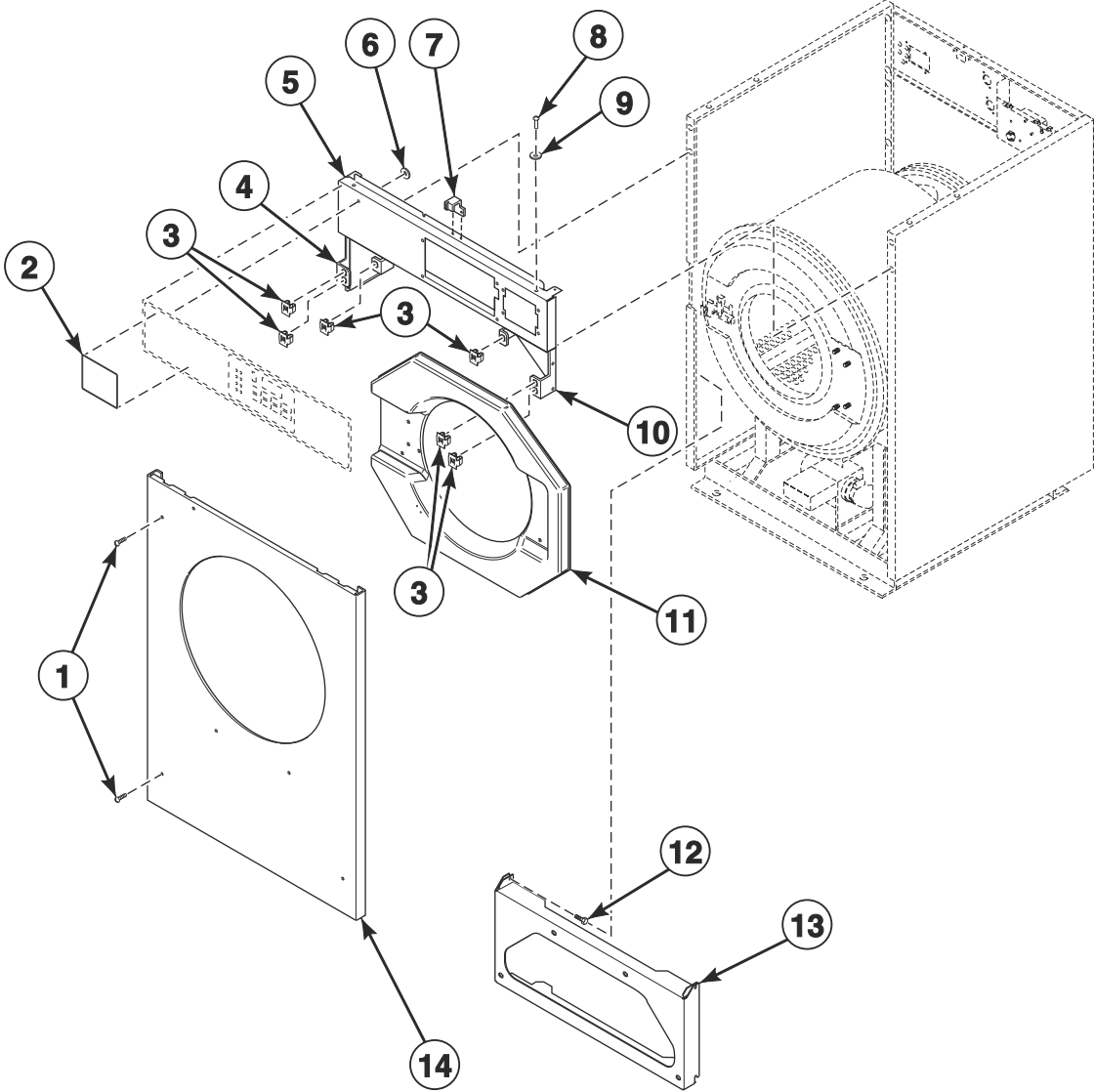


CHM3455P_F8330701

Front Panels and Control Panel - Coin and Remote Central Pay Models

REF	PART NO.	DESCRIPTION	COMMENTS
1	F8117601	Screw	
2	F8171301	Front Panel	20 pound models; Design 1 and 2; Stainless steel
	F8492301	Front Panel	20 pound models; Design 3; Stainless steel; Vertical brush
	F8492307	Front Panel	20 pound models; Design 3; Stainless steel; Horizontal brush
	F8173001	Front Panel	30 pound models; Design 1 and 2; Stainless steel
	F8173003	Front Panel	30 pound models; Design 3; Stainless steel; Vertical brush
	F8173009	Front Panel	30 pound models; Design 3; Stainless steel; Horizontal brush
	F8173101P	Front Panel	40 pound models; Stainless steel; Vertical brush
	F8173107	Front Panel	40 pound models; Design 3; Stainless steel; Horizontal brush
	F8173201P	Front Panel	60 pound models; Stainless steel; Vertical brush
	F8173207	Front Panel	60 pound models; Design 3; Stainless steel; Horizontal brush
3	801019	Screw	
4	70030501	Expansion Clip	
5	F8186702	Gusset Plate	
6	F8038502	Control Panel Assembly	20 pound models
	F8038602	Control Panel Assembly	30 pound models
	F8038702	Control Panel Assembly	40 pound models
	F8038802	Control Panel Assembly	60 pound models
7	F8201001	Top Cover Latch	
8	70412601	Pop Rivet	
9	F8201101	Washer	
10	F170416-2	Door Bezel	20 pound models; Pantone 403; Models through 1/10/10
	F8658801	Door Bezel	20 pound models; Gray; Models starting 1/11/10
	F170417-2	Door Bezel	30 pound models; Pantone 403; Models through 1/10/10
	F8658901	Door Bezel	30 pound models; Gray; Models starting 1/11/10
	F0170426-30	Door Bezel	40 and 60 pound models; Pantone 403; Models through 1/10/10
	F0170426-30	Door Bezel	40 and 60 pound models; Gray; Models starting 1/11/10
11	F430174	Screw	
12	F8173801	Front Cabinet Brace	20 pound models
	F8173901	Front Cabinet Brace	30 pound models
	F8174001	Front Cabinet Brace	40 pound models
	F8174101	Lower Cabinet Brace	60 pound models

Front Panel and Control Panel - Card Reader and OPL Models

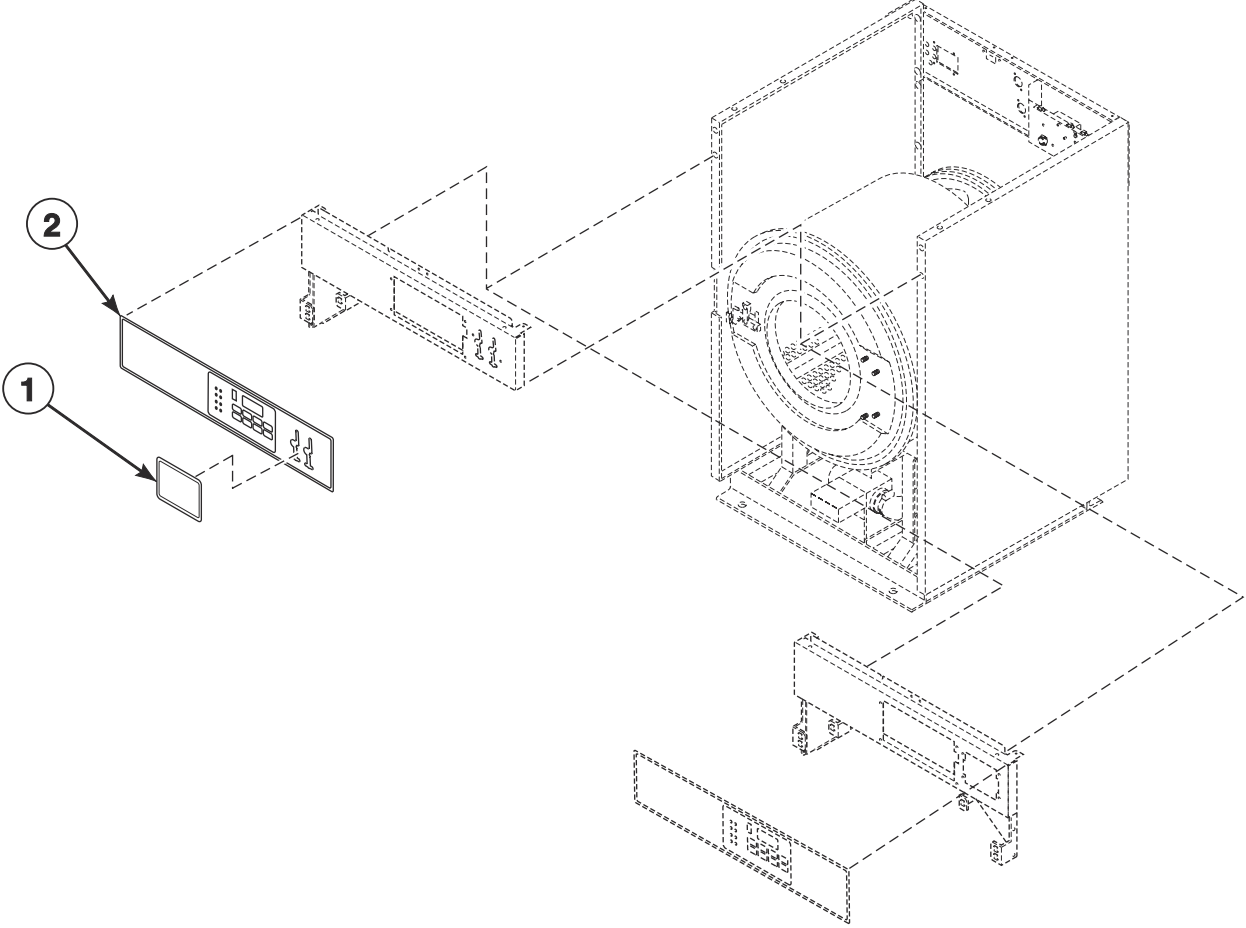


CHM3454P_F8330701

Front Panel and Control Panel - Card Reader and OPL Models

REF	PART NO.	DESCRIPTION	COMMENTS
1	F8117601	Screw	
2	F8443101	Logo	20 and 30 pound UC models starting 8/14/2014
	F8443102	Nameplate	40 and 60 pound UC models starting 8/14/2014
3	70030501	Expansion Clip	
4	F8186702	Gusset Plate	Left
5	F8038504	Control Panel Assembly	20 pound HC and SC models; UC models through 8/13/2014
	F8038506	Control Panel Assembly	20 pound UC models starting 8/14/2014
	F8038604	Control Panel Assembly	30 pound HC and SC models; UC models through 8/13/2014
	F8038606	Control Panel Assembly	30 pound UC models starting 8/14/2014
	F8038704	Control Panel Assembly	40 pound HC and SC models; UC models through 8/13/2014
	F8038706	Control Panel Assembly	40 pound UC models starting 8/14/2014
	F8038804	Control Panel Assembly	60 pound HC and SC models; UC models through 8/13/2014
	F8038806	Control Panel Assembly	60 pound UC models starting 8/14/2014
6	M400977	Nut	
7	F8201001	Top Cover Latch	
8	70412601	Pop Rivet	
9	F8201101	Washer	
10	F8186701	Gusset Plate	Right
11	F170416-2	Door Bezel	20 pound HC and UCZ models; Pantone 403; Models through 1/10/10
	F8658801	Door Bezel	20 pound HC and UCZ models; Gray; Models starting 1/11/10
	F8658701	Door Bezel	All other 20 pound models; Black
	F8658901	Door Bezel	30 pound models; Black
	F0170426-30	Door Bezel	40 and 60 pound HC models; Pantone 403; Models through 1/10/10
	F0170426-30	Door Bezel	40 and 60 pound HC models; Gray; Models starting 1/11/10
	F8659101	Door Bezel	All other 40 and 60 pound models; Black
12	F430174	Screw	
13	F8173801	Front Cabinet Brace	20 pound models
	F8173901	Front Cabinet Brace	30 pound models
	F8174001	Front Cabinet Brace	40 pound models
	F8174101	Lower Cabinet Brace	60 pound models
14	F8171302P	Front Panel	20 pound models; Design 1 and 2; Stainless steel
	F8492302	Front Panel	20 pound HC, SC and UC models; Design 3; Stainless steel; Vertical brush
	F8492308	Front Panel	20 pound HC, SC and UC models; Design 3; Stainless steel; Horizontal brush
	F8173002P	Front Panel	30 pound HC, SC and UC models; Design 1 and 2; Stainless steel; Vertical brush
	F8173008	Front Panel	30 pound HC, SC and UC models; Design 3; Stainless steel; Horizontal brush
	F8173102P	Front Panel	40 pound HC, SC and UC models; Stainless steel; Vertical brush
	F8173108	Front Panel	40 pound HC, SC and UC models; Design 3; Stainless steel; Horizontal brush
	F8173202P	Front Panel	60 pound HC, SC and UC models; Stainless steel; Vertical brush
	F8173208	Front Panel	60 pound HC, SC and UC models; Design 3; Stainless steel; Horizontal brush
	F8492306	Front Panel	20 pound CC, IC and YC models; Stainless steel; Vertical Brush
	F8492310	Front Panel	20 pound CC, IC and YC models; Design 3; Stainless steel; Horizontal brush
	F8173005	Front Panel	30 pound CC, IC and YC models; Stainless steel; Vertical brush
	F8173011	Front Panel	30 pound CC, IC and YC models; Design 3; Stainless steel; Horizontal brush
	F8173104	Front Panel	40 pound CC, IC and YC models; Stainless steel; Vertical brush
	F8173110	Front Panel	40 pound CC, IC and YC models; Design 3; Stainless steel; Horizontal brush
	F8173204	Front Panel	60 pound CC, IC and YC models; Stainless steel; Vertical brush
	F8173210	Front Panel	60 pound CC, IC and YC models; Design 3; Stainless steel; Horizontal brush

Control Panel Overlays - Coin and Card Ready Models

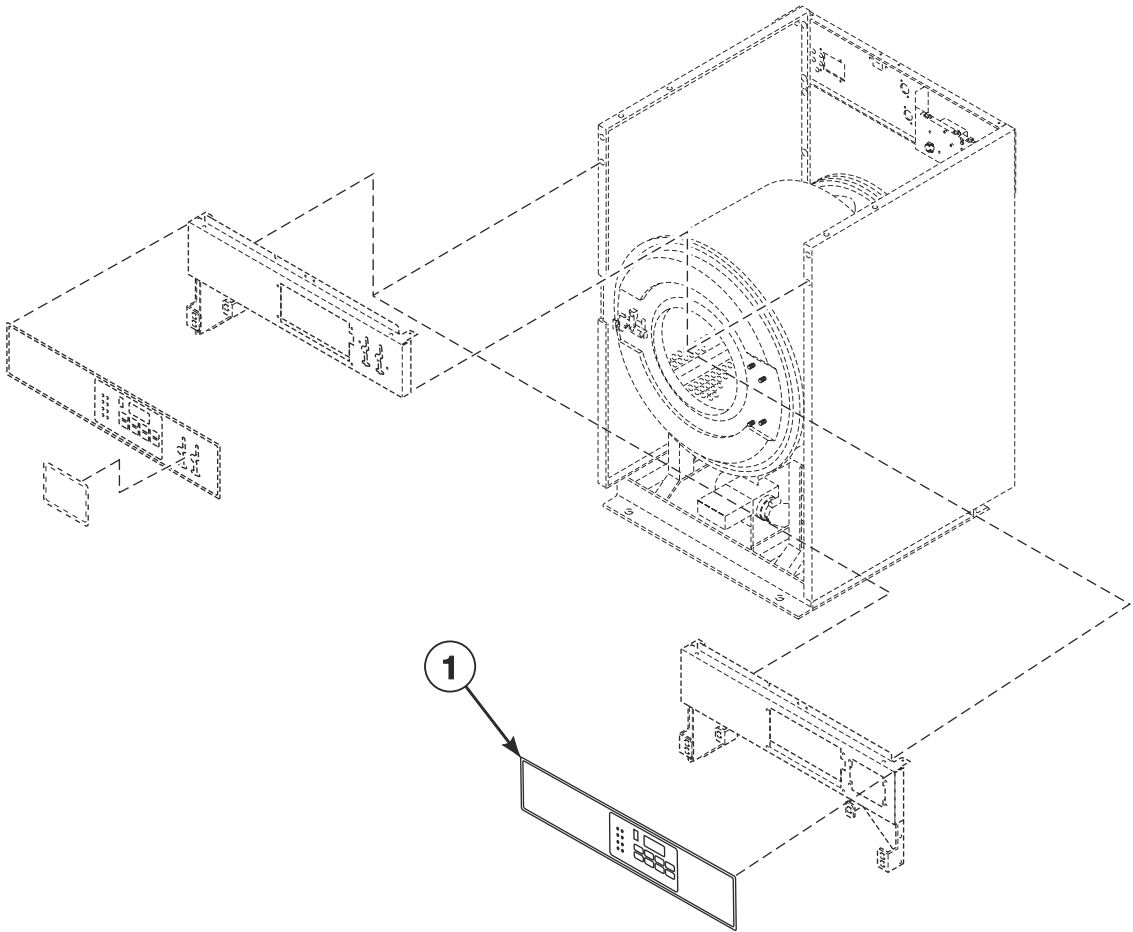


CHM3457P_F8330701

Control Panel Overlays - Coin and Card Ready Models

REF	PART NO.	DESCRIPTION	COMMENTS
1	39564	Nameplate	LF and LV models; Black
2	F8294001	Control Panel Overlay	20 pound models; Design 1; Single coin drop
	F8294002	Control Panel Overlay	20 pound models; Design 1; Dual coin drop
	F8294003	Control Panel Overlay	20 pound models; Design 1; Card ready
	F8294101	Control Panel Overlay	30 pound models; Design 1; Single coin drop
	F8294102	Control Panel Overlay	30 pound models; Design 1; Dual coin drop
	F8294103	Control Panel Overlay	30 pound models; Design 1; Card ready
	F8294201	Control Panel Overlay	40 pound models; Design 1; Single coin drop
	F8294202	Control Panel Overlay	40 pound models; Design 1; Dual coin drop
	F8294203	Control Panel Overlay	40 pound models; Design 1; Card ready
	F8294301	Control Panel Overlay	60 pound models; Design 1; Single coin drop
	F8294302	Control Panel Overlay	60 pound models; Design 1; Dual coin drop
	F8294303	Control Panel Overlay	60 pound models; Design 1; Card ready
	F8443901	Control Panel Overlay	20 pound models; Design 2 and 3; Single coin drop
	F8443902	Control Panel Overlay	20 pound models; Design 2 and 3; Dual coin drop
	F8443903	Control Panel Overlay	20 pound models; Design 2 and 3; Card ready
	F8444001	Control Panel Overlay	30 pound models; Design 2 and 3; Single coin drop
	F8444002	Control Panel Overlay	30 pound models; Design 2 and 3; Dual coin drop
	F8444003	Control Panel Overlay	30 pound models; Design 2 and 3; Card ready
	F8444101	Control Panel Overlay	40 pound models; Design 2; Single coin drop
	F8444102	Control Panel Overlay	40 pound models; Design 2; Dual coin drop
F8444103	Control Panel Overlay	40 pound models; Design 2; Card ready	
F8444201	Control Panel Overlay	60 pound models; Design 2; Single coin drop	
F8444202	Control Panel Overlay	60 pound models; Design 2; Dual coin drop	
F8444203	Control Panel Overlay	60 pound models; Design 2; Card ready	

Control Panel Overlays - OPL Models

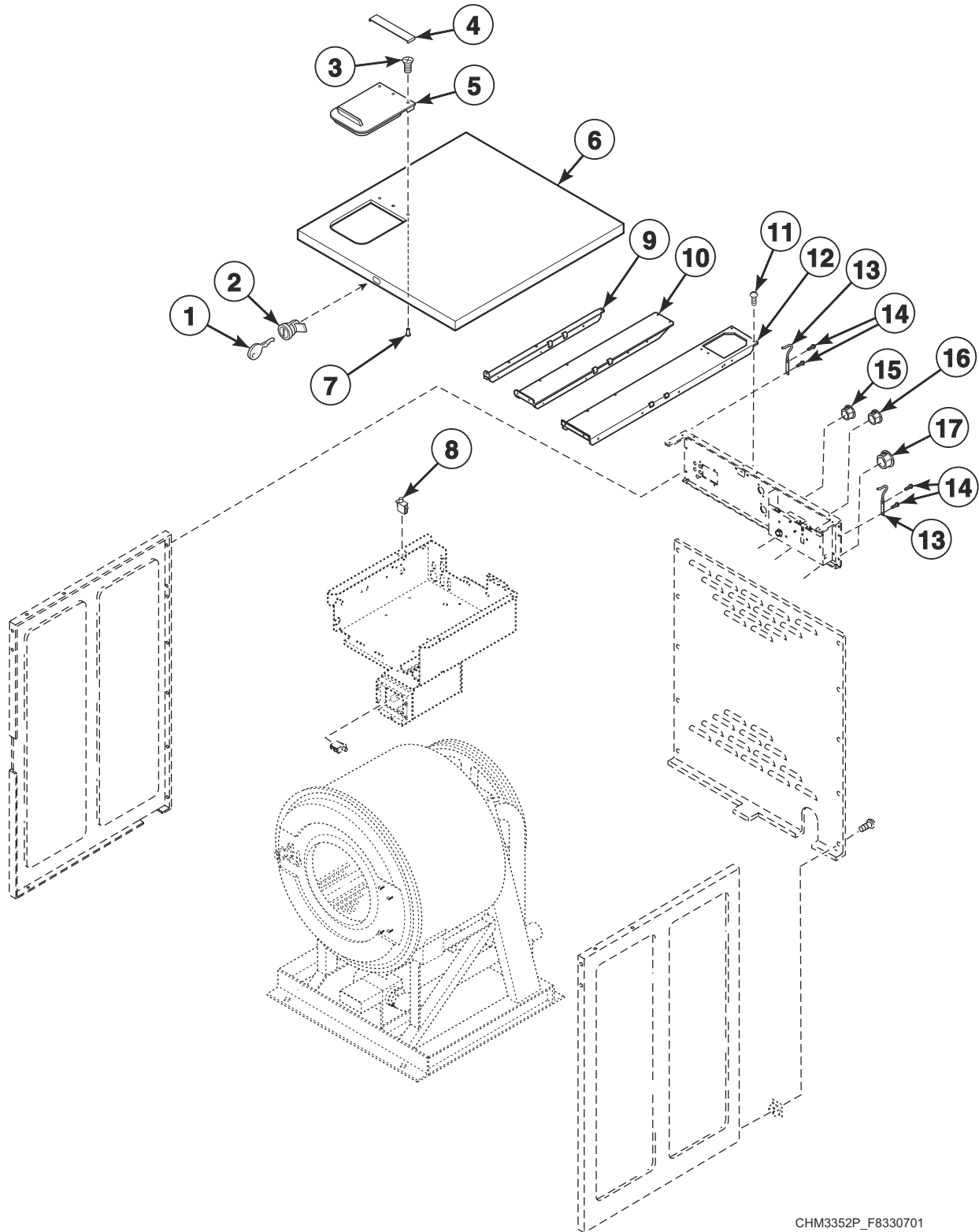


CHM3457PA_F8330701

Control Panel Overlays - OPL Models

REF	PART NO.	DESCRIPTION	COMMENTS
1	F8551401	Control Panel Overlay	CC models
	F8551701	Control Panel Overlay	IC models
	F8224301	Control Panel Overlay	HC 20 pound models; Design 1
	F8224401	Control Panel Overlay	HC 30 pound models; Design 1
	F8224501	Control Panel Overlay	HC 40 pound models; Design 1
	F8224601	Control Panel Overlay	HC 60 pound models; Design 1
	F8443701	Control Panel Overlay	HC models; Design 2 and 3
	F8294501	Control Panel Overlay	SC 20 pound models
	F8294601	Control Panel Overlay	SC 30 pound models
	F8294701	Control Panel Overlay	SC 40 pound models
	F8294801	Control Panel Overlay	SC 60 pound models
	F8224801	Control Panel Overlay	UC 20 pound models through 8/13/2014
	F8224901	Control Panel Overlay	UC 30 pound models
	F8225001	Control Panel Overlay	UC 40 pound models
	F8225101	Control Panel Overlay	UC 60 pound models
	F8532201	Control Panel Overlay	UC models starting 8/14/2014
	F8588601	Control Panel Overlay	Model YCW020HNV
	F8588701	Control Panel Overlay	Model YCW040HNV
	F8588801	Control Panel Overlay	Model YCW060HNV
	F8588201	Name Plate	Model YCW030HNV

Panels (Drawing 1 of 2)

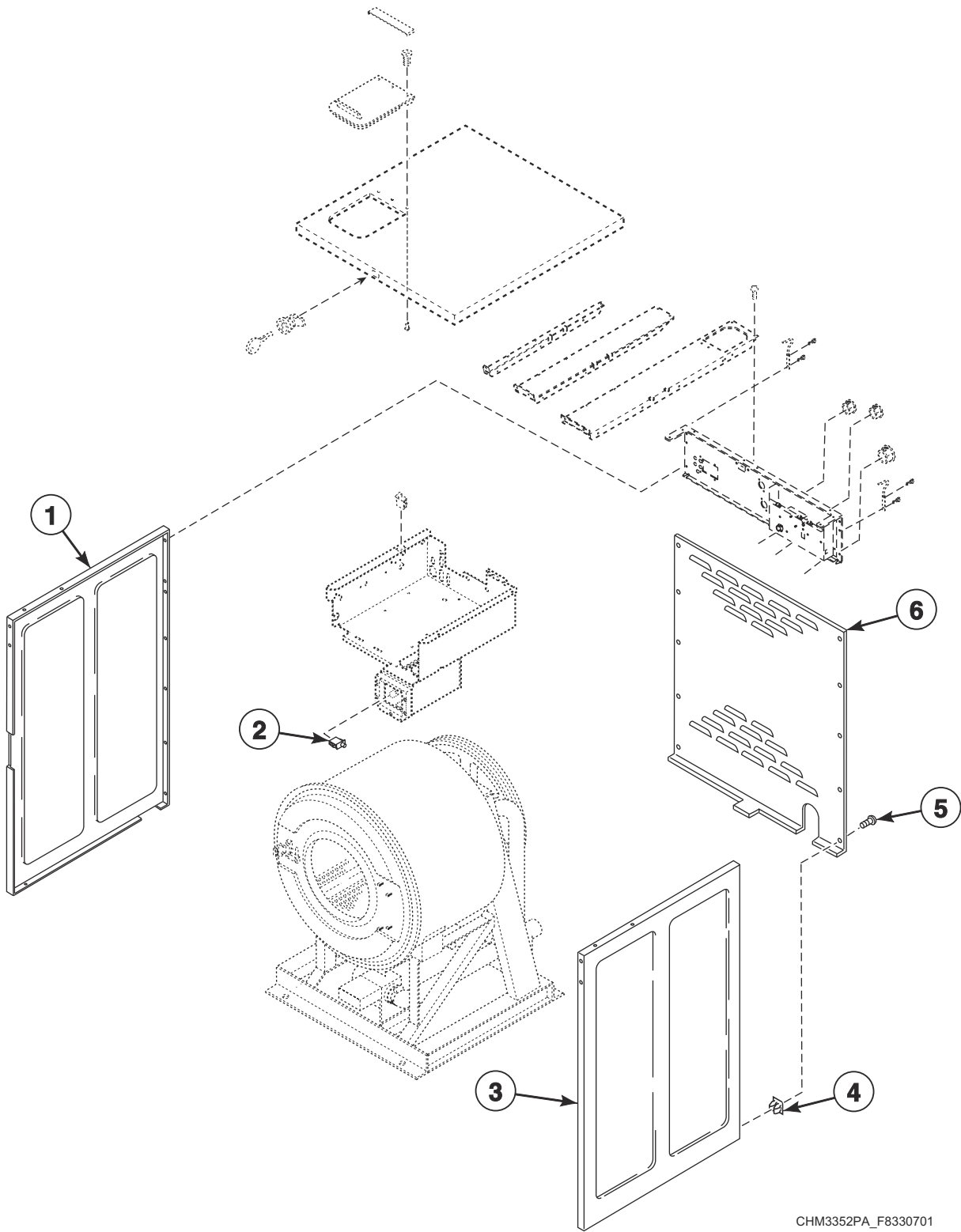


CHM3352P_F8330701

Panels (Drawing 1 of 2)

REF	PART NO.	DESCRIPTION	COMMENTS
1	70155603	Key	RL003
2	44089303P	Panel Lock	
3	F8230601	Screw	
4	F8091701	Lid Clamp	CC, HC, IC and SC models; UC models through 8/13/2014
	F8091702	Lid Clamp	UC models starting 8/14/2014
5	F8048101	Dispenser Lid	Gray
6	F8040201	Top Cover	20 pound models
	F8017401	Top Cover	30 pound models
	F8040301	Top Cover	40 pound models
	F8040401P	Top Cover	60 pound models
7	F8230501	Bolt	
8	70413301	Pushbutton Switch	
9	F8043501	Top Cabinet Brace	20 pound models
10	F8043701	Top Cabinet Brace	30 pound models
11	431287	Screw	
12	F8043801	Top Cabinet Brace	40 pound models
	F8043901	Top Cabinet Brace	60 pound models
13	F8258601	Top Cover Hinge	
14	F8206901	Screw	
15	M400985	Plug	Design 2 and 3
16	F8223901	Plug	Design 2 and 3
17	F8223801	Hole Plug	Design 2 and 3

Panels (Drawing 2 of 2)

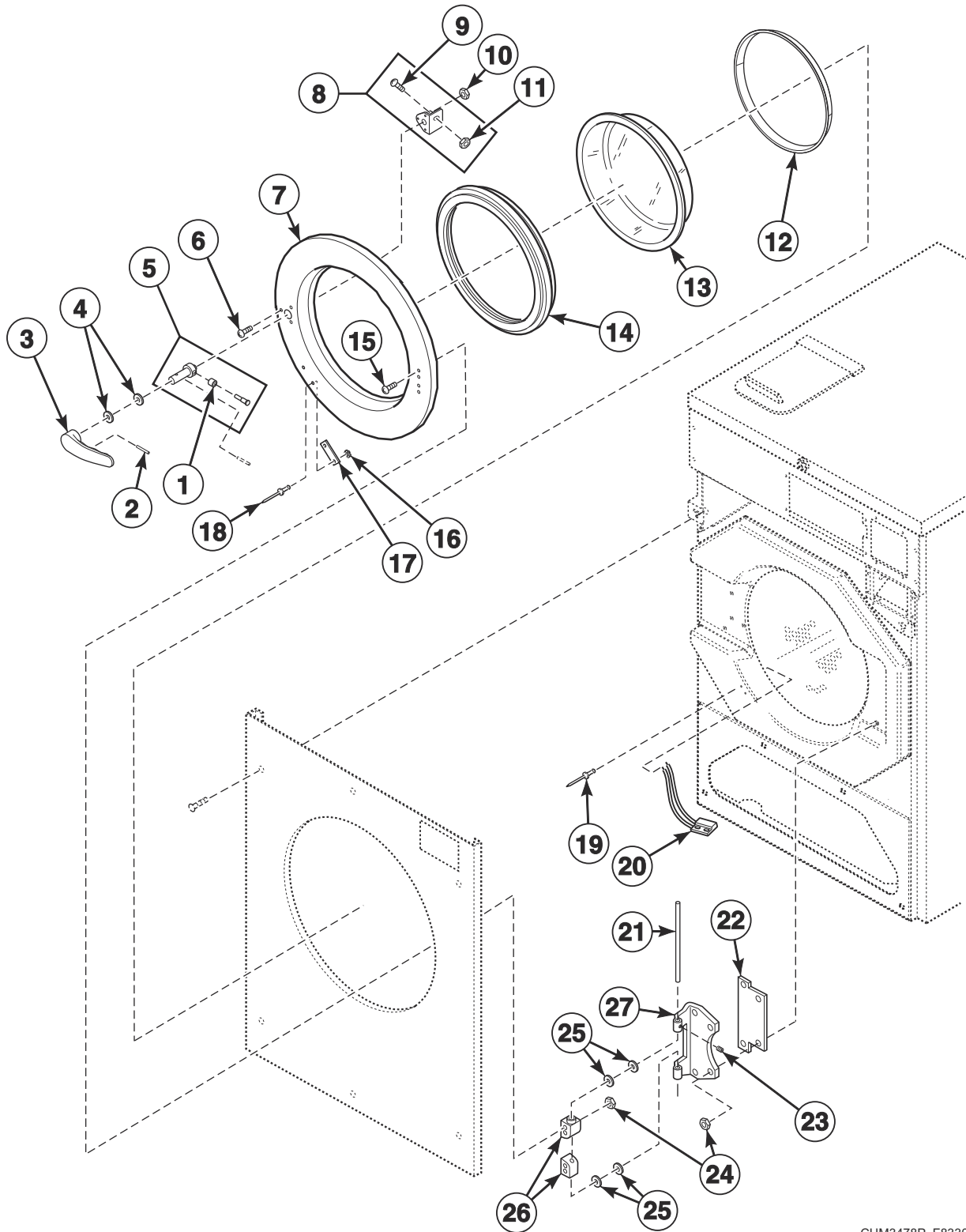


CHM3352PA_F8330701

Panels (Drawing 2 of 2)

REF	PART NO.	DESCRIPTION	COMMENTS
1	F8042902P	Left Side Panel	20 pound models; Design 1; Vinyl
	F8043102P	Left Side Panel	30 pound models; Design 1; Vinyl
	F8043202P	Left Side Panel	40 pound models; Design 1; Vinyl
	F8043302P	Left Side Panel	60 pound models; Design 1; Vinyl
	F8399202	Left Side Panel	20 pound models; Design 2; Vinyl
	F8399204	Left Side Panel	20 pound models; Design 2; Stainless steel
	F8399302	Left Side Panel	30 pound models; Design 2 and 3; Vinyl
	F8399304	Left Side Panel	30 pound models; Design 2 and 3; Stainless steel
	F8399402	Left Side Panel	40 pound models; Design 2; Vinyl
	F8399404	Left Side Panel	40 pound models; Design 2; Stainless steel
	F8399502P	Left Side Panel	60 pound models; Design 2; Vinyl
	F8399504	Left Side Panel	60 pound models; Design 2; Stainless steel
	F8492402	Left Side Panel	20 pound models; Design 3; Vinyl
	F8492404	Left Side Panel	20 pound models; Design 3; Stainless steel
2	70413301	Pushbutton Switch	Vend models
3	F8042901P	Right Side Panel	20 pound models; Design 1; Vinyl
	F8043101P	Right Side Panel	30 pound models; Design 1; Vinyl
	F8043201P	Right Side Panel	40 pound models; Design 1; Vinyl
	F8043301P	Right Side Panel	60 pound models; Design 1; Vinyl
	F8399201	Right Side Panel	20 pound models; Design 2; Vinyl
	F8399203	Right Side Panel	20 pound models; Design 2; Stainless steel
	F8399301	Right Side Panel	30 pound models; Design 2 and 3; Vinyl
	F8399303	Right Side Panel	30 pound models; Design 2 and 3; Stainless steel
	F8399401	Right Side Panel	40 pound models; Design 2; Vinyl
	F8399403	Right Side Panel	40 pound models; Design 2; Stainless steel
	F8399501	Right Side Panel	60 pound models; Design 2; Vinyl
	F8399503	Right Side Panel	60 pound models; Design 2; Stainless steel
	F8492401	Right Side Panel	20 pound models; Design 3; Vinyl
	F8492403	Right Side Panel	20 pound models; Design 3; Stainless steel
4	70030501	Expansion Clip	
5	F8206901	Screw	
6	F8176201P	Rear Panel	20 pound models; Design 1
	F8176301	Rear Panel	30 pound models; Design 1
	F8177701P	Rear Panel	40 pound models; Design 1
	F8177501P	Rear Panel	60 pound models; Design 1
	F8362401	Rear Panel	20 pound models; Design 2
	F8352801	Rear Panel	30 pound models; Design 2 and 3
	F8365201	Rear Panel	40 pound models; Design 2
	F8367101	Rear Panel	60 pound models; Design 2
	F8492501	Rear Panel	20 pound models; Design 3

Door - 20 Pound HC Models

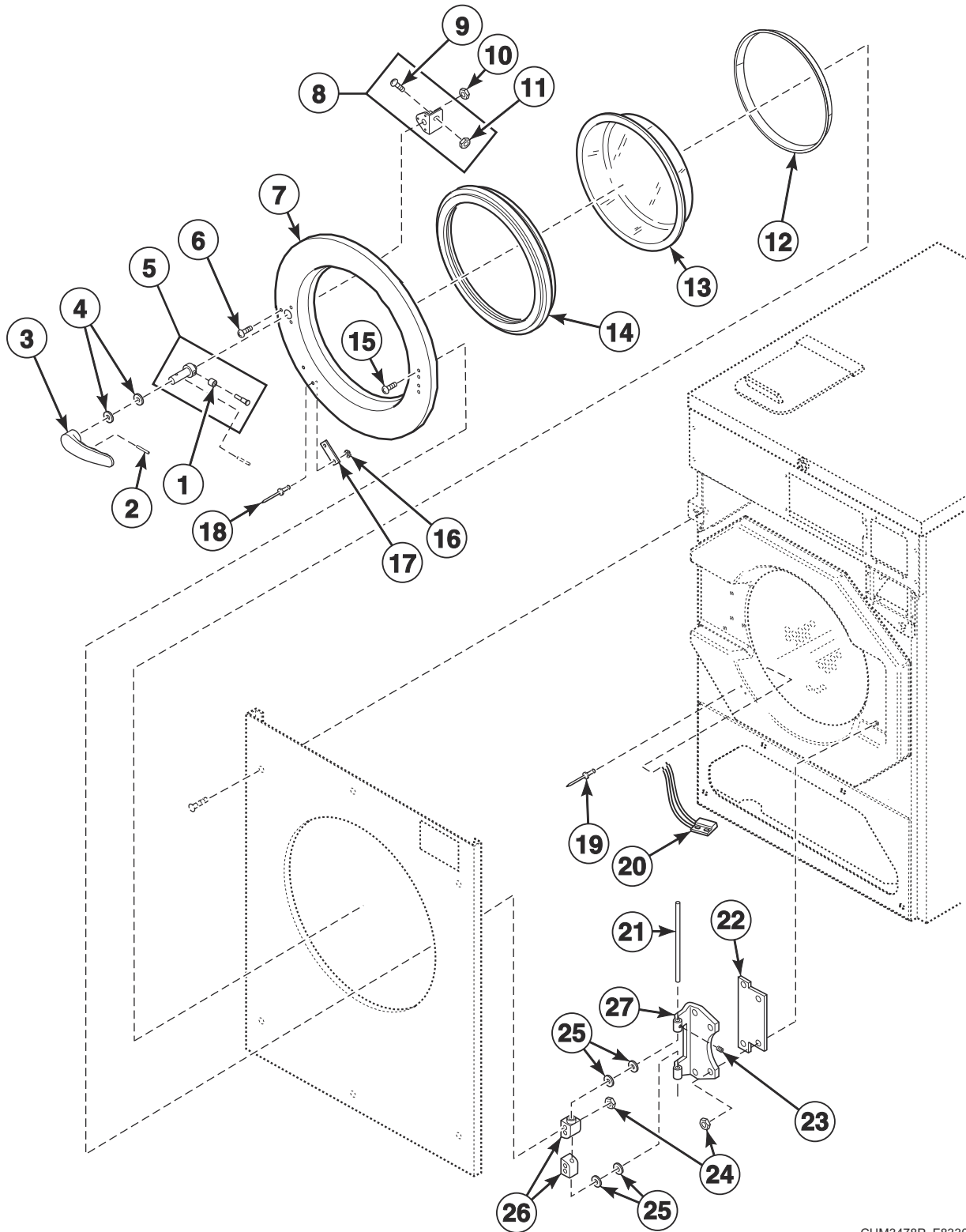


CHM3478P_F8330701

Door - 20 Pound HC Models

REF	PART NO.	DESCRIPTION	COMMENTS
	F8187203	Door Assembly	Includes items 1-18 and 21-27
	F8187204	Door Assembly	Includes items 1-18 and 21-27; Black
	F8187206	Door Assembly	Includes items 1-18 and 21-27; Chrome
	F8187207	Door Assembly	Includes items 1-18 and 21-27; Chrome/Black
1	F8221701	Bearing Sleeve	
2	F431222	Spring Pin	
3	F8199501	Door Handle	Gray
	F8544701	Door Handle	Chrome
4	F431916	Washer	
5	F8221403	Door Latch Arm Assembly	
6	F8535501	Screw	
	F8508101	Bolt	Polished
7	F0602431-02	Door	
	F8507501P	Door	Chrome
8	F8567501	Door Handle Spacer Kit	Includes items 9 and 11
9	F430532	Screw	
10	F430232	Nut	
11	F431041	Nut	
12	F8583201	Door Glass Trim	Black
	F8583204	Door Glass Trim	Green
13	F8675701P	Door Glass	
14	F200000200	Door Gasket	Models through 10/12/2014; Gray
	F200000202	Door Gasket	Models starting 10/13/2014; Black
15	F430974	Bolt	
	F8508101	Bolt	Polished
16	F431113	Washer	
17	F8390801	Magnet	
18	F431223	Pop Rivet	
19	F8245101	Blind Rivet	
20	F8066802	Reed Switch Assembly	
21	F602813-2	Rod	
22	F200131000P	Door Hinge Shim Kit	
23	F430536	Screw	
24	F430215	Nut	
25	F431929	Washer	
26	F150271	Door Mount	
27	F190216P	Door Hinge	

Door - 20 Pound CC, IC, SC and UC Models

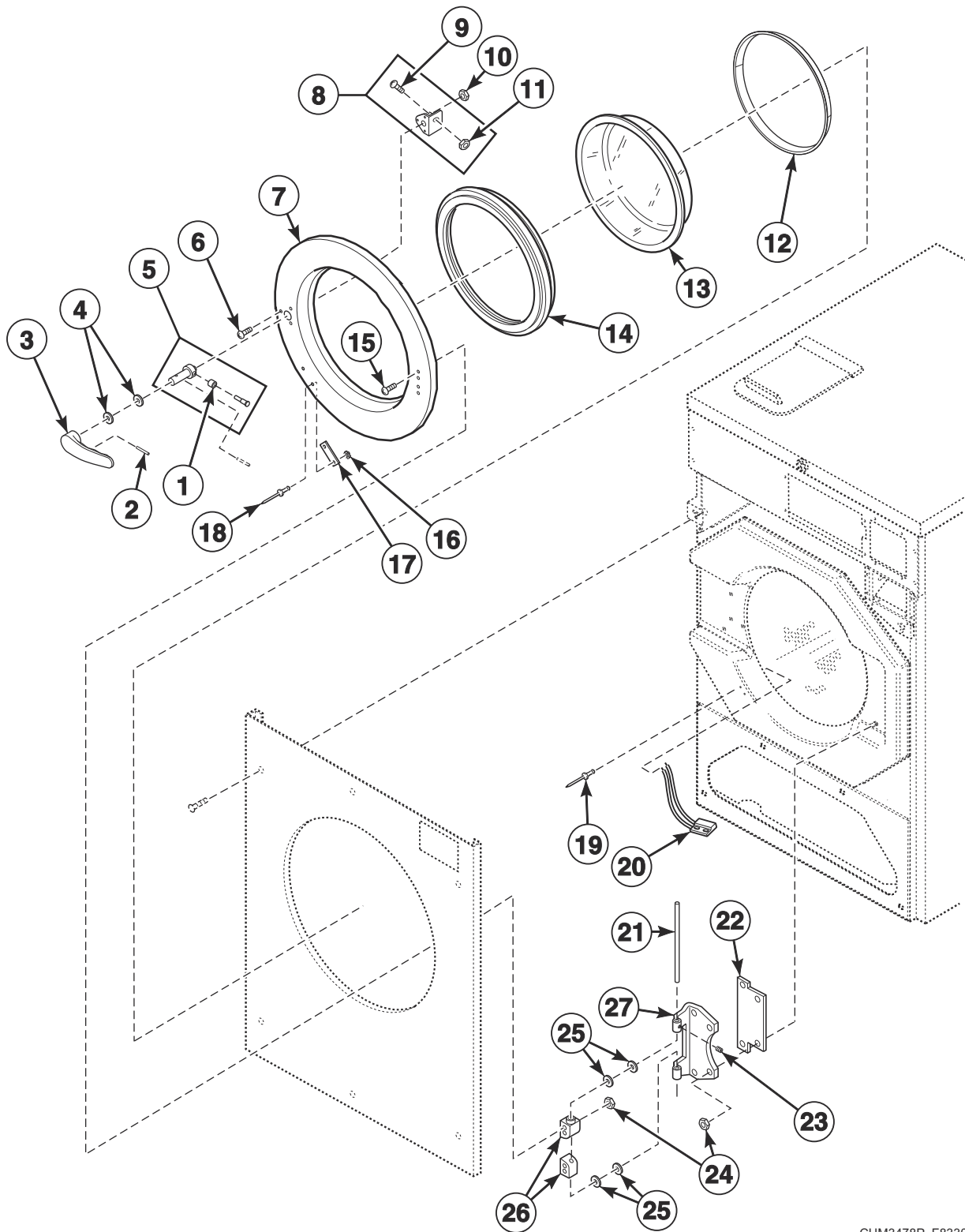


CHM3478P_F8330701

Door - 20 Pound CC, IC, SC and UC Models

REF	PART NO.	DESCRIPTION	COMMENTS
	F8617202	Door Assembly	CC, IC and SC models; Includes items 1-18 and 21-27; Chrome
	F8187202	Door Assembly	CC, IC and SC models; UC models through 8/13/14; Includes items 1-18 and 21-27
	F8617207	Door Assembly	UC models starting 8/14/14; Includes items 1-18 and 21-27
	F8617208	Door Assembly	UC models starting 8/14/14; Includes items 1-18 and 21-27; Chrome
1	F8221701	Bearing Sleeve	
2	F431222	Spring Pin	
3	F8199502	Door Handle	CC and IC models; Black
	F8199401P	Door Handle	SC models; UC models through 8/13/2014; Black
	F8435501	Door Handle	UC models starting 8/14/2014
4	F431916	Washer	
5	F8221403	Door Latch Arm Assembly	
6	F8535501	Screw	
	F8508101	Bolt	Polished
7	F0602431-02	Door	
	F8507501P	Door	Chrome
8	F8567501	Door Handle Spacer Kit	Includes items 9 and 11
9	F430532	Screw	
10	F430232	Nut	
11	F431041	Nut	
12	F8583201	Door Glass Trim	Black
13	F290205P	Door Glass Kit	
14	F200000202	Door Gasket	Black
15	F430974	Bolt	
	F8508101	Bolt	Polished
16	F431113	Washer	
17	F8390801	Magnet	
18	F431223	Pop Rivet	
19	F8245101	Blind Rivet	
20	F8066802	Reed Switch Assembly	
21	F602813-2	Rod	
22	F200131000P	Door Hinge Shim Kit	
23	F430536	Screw	
24	F430215	Nut	
25	F431929	Washer	
26	F150271	Door Mount	
27	F190216P	Door Hinge	

Door - 30 Pound HC Models

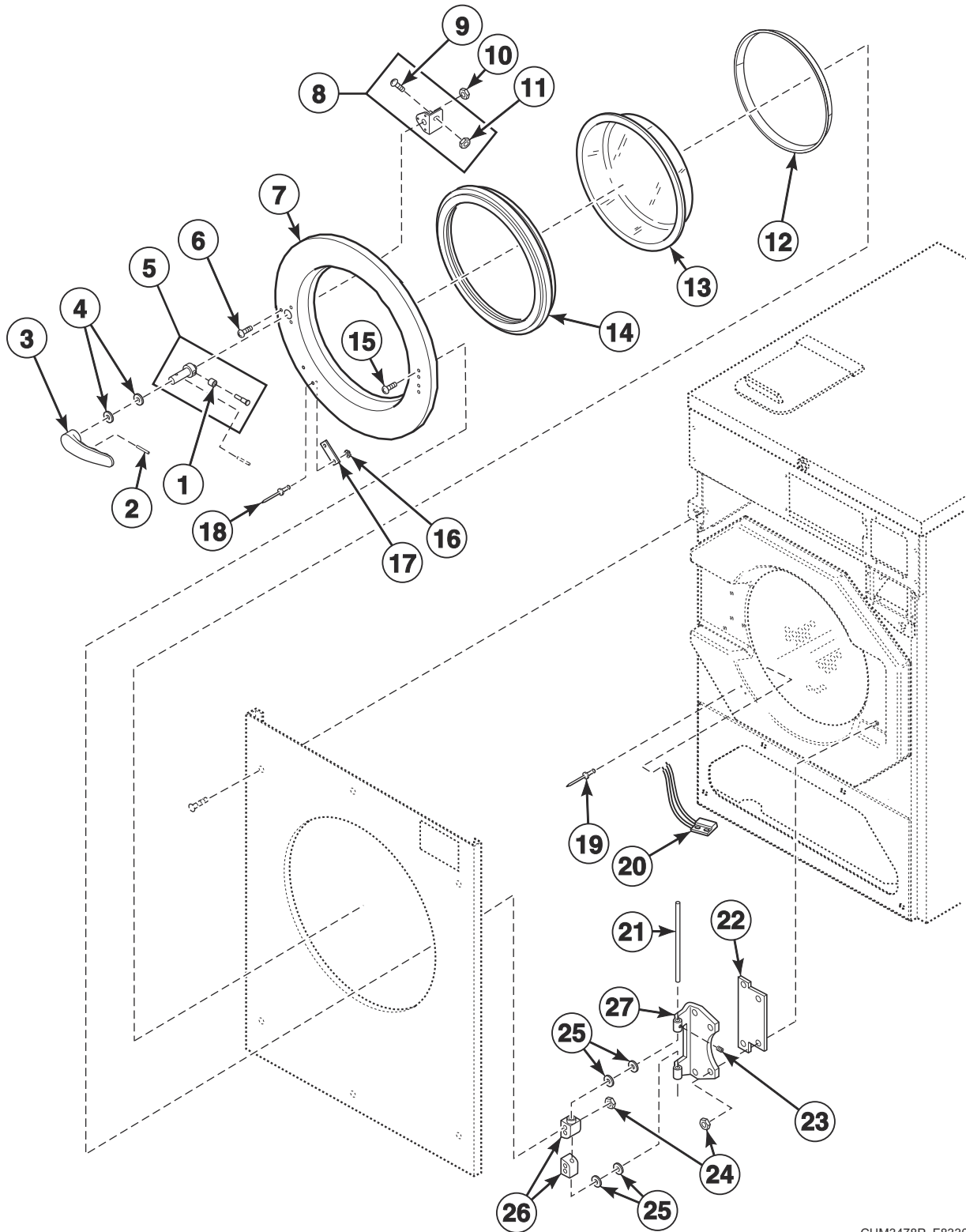


CHM3478P_F8330701

Door - 30 Pound HC Models

REF	PART NO.	DESCRIPTION	COMMENTS
	F8187303	Door Assembly	Includes items 1-18 and 21-27
	F8187304	Door Assembly	Includes items 1-18 and 21-27
	F8187306	Door Assembly	Includes items 1-18 and 21-27; Chrome
	F8187307	Door Assembly	Includes items 1-18 and 21-27; Chrome/Black
1	F8221701	Bearing Sleeve	
2	F431222	Spring Pin	
3	F8199501	Door Handle	Gray
	F8544701	Door Handle	Chrome
4	F431916	Washer	
5	F8221403	Door Latch Arm Assembly	
6	F8535501	Screw	
	F8508101	Bolt	Polished
7	F0602837-02	Door	
	F8752601	Door	Chrome
8	F8567501	Door Handle Spacer Kit	Includes items 9 and 11
9	F430533	Screw	
10	F430232	Nut	
11	F431041	Nut	
12	F8583205	Door Glass Trim	Green
	F8583202	Door Glass Trim	Black
13	F8485305	Door Glass	
14	F8111601	Door Gasket	Models through 10/12/2014; Gray
	F8111602	Door Gasket	Models starting 10/13/2014; Black
15	F430974	Bolt	
	F8508101	Bolt	Polished
16	F431113	Washer	
17	F8390801	Magnet	
18	F431223	Pop Rivet	
19	F8245101	Blind Rivet	
20	F8066802	Reed Switch Assembly	
21	F602813-2	Rod	
22	F200131000P	Door Hinge Shim Kit	
23	F430536	Screw	
24	F430215	Nut	
25	F431929	Washer	
26	F150271	Door Mount	
27	F190216P	Door Hinge	

Door - 30 Pound CC, IC, SC and UC Models

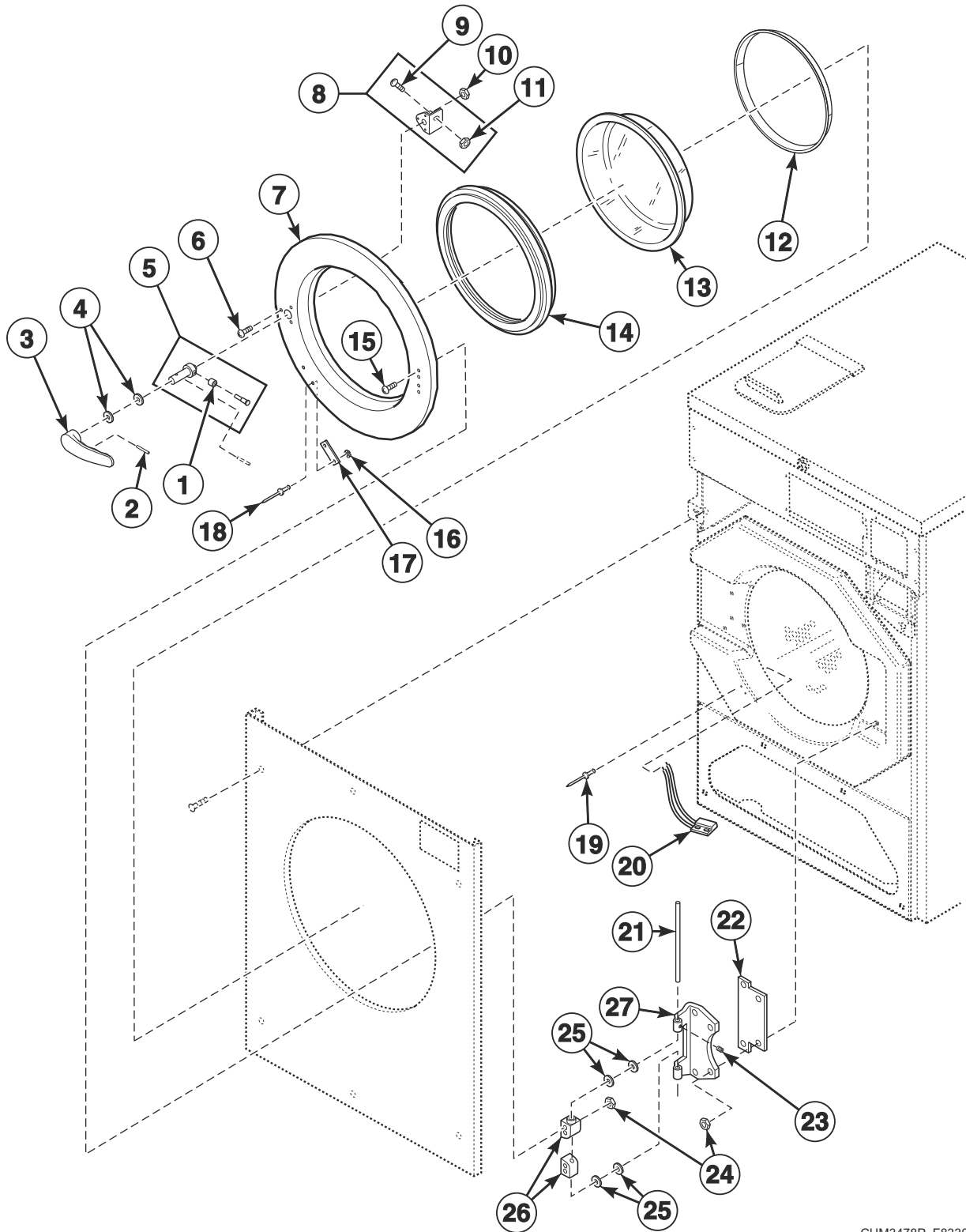


CHM3478P_F8330701

Door - 30 Pound CC, IC, SC and UC Models

REF	PART NO.	DESCRIPTION	COMMENTS
	F8617302	Door Assembly	CC, IC and SC models; Includes items 1-18 and 21-27; Chrome
	F8617301	Door Assembly	CC, IC and SC models; UC models through 8/13/14; Includes items 1-18 and 21-27; Black
	F8187308	Door Assembly	UC models starting 8/14/2014; Includes items 1-18 and 21-27
	F8617308	Door Assembly	UC models; Models starting 8/14/2014; Includes items 1-18 and 21-27; Chrome
1	F8221701	Bearing Sleeve	
2	F431222	Spring Pin	
3	F8199502	Door Handle	CC and IC models; Black
	F8199401P	Door Handle	SC models; UC models through 8/13/2014; Black
	F8435501	Door Handle	UC models starting 8/14/2014
4	F431916	Washer	
5	F8221403	Door Latch Arm Assembly	
6	F8535501	Screw	
	F8508101	Bolt	Polished
7	F0602837-02	Door	
	F8752601	Door	Chrome
8	F8567501	Door Handle Spacer Kit	Includes items 9 and 11
9	F430533	Screw	
10	F430232	Nut	
11	F431041	Nut	
12	F8583202	Door Glass Trim	Black
13	F8485301P	Door Glass	
14	F8111602	Door Gasket	Black
15	F430974	Bolt	
	F8508101	Bolt	Polished
16	F431113	Washer	
17	F8390801	Magnet	
18	F431223	Pop Rivet	
19	F8245101	Blind Rivet	
20	F8066802	Reed Switch Assembly	
21	F602813-2	Rod	
22	F200131000P	Door Hinge Shim Kit	
23	F430536	Screw	
24	F430215	Nut	
25	F431929	Washer	
26	F150271	Door Mount	
27	F190216P	Door Hinge	

Door - 40 and 60 HC Pound Models

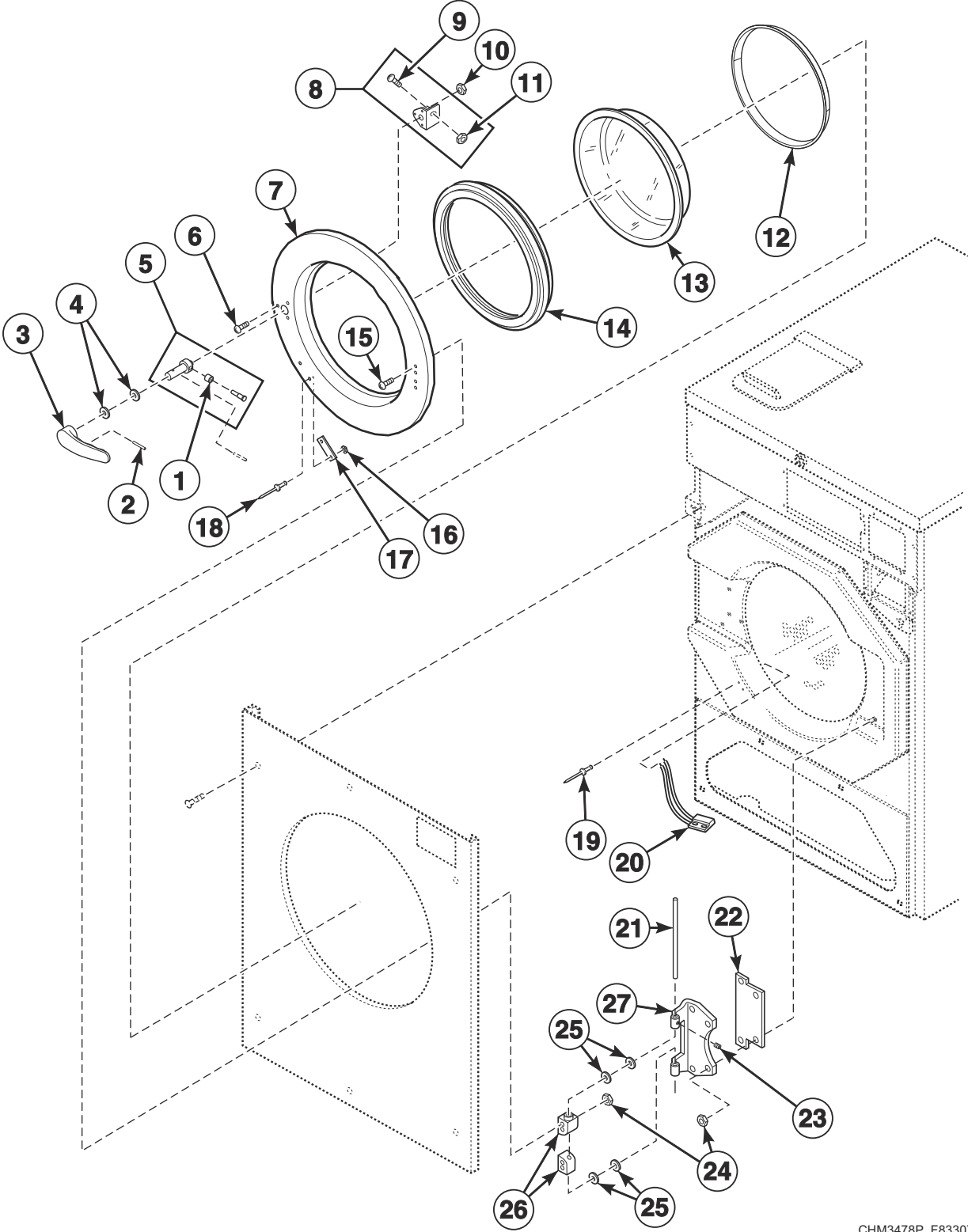


CHM3478P_F8330701

Door - 40 and 60 HC Pound Models

REF	PART NO.	DESCRIPTION	COMMENTS
	F8187403	Door Assembly	Includes items 1-18 and 21-27
	F8187404	Door Assembly	Includes items 1-18 and 21-27; Black
	F8187406	Door Assembly	Includes items 1-18 and 21-27; Chrome
	F8187407	Door Assembly	Includes items 1-18 and 21-27
1	F8221701	Bearing Sleeve	
2	F431222	Spring Pin	
3	F8199501	Door Handle	Gray
	F8544701	Door Handle	Chrome
4	F431916	Washer	
5	F8221403	Door Latch Arm Assembly	
6	F8535501	Screw	
	F8508101	Bolt	Polished
7	F602842-2	Door	Vertical brush
	F8507702	Door	Horizontal brush
	F8507701	Door	Chrome
8	F8567501	Door Handle Spacer Kit	Includes items 9 and 11
9	F430533	Screw	
10	F430232	Nut	
11	F431041	Nut	
12	F8583206	Door Glass Trim	Green
	F8583203	Door Glass Trim	Black
13	F8485405	Door Glass	
14	F170124	Door Gasket	Models through 10/12/2014; Gray
	F8111502	Door Gasket	Models starting 10/13/2014; Black
15	F430974	Bolt	
	F8508101	Bolt	Polished
16	F431113	Washer	
17	F8390801	Magnet	
18	F431223	Pop Rivet	
19	F8245101	Blind Rivet	
20	F8066802	Reed Switch Assembly	
21	F602813-3	Rod	
22	F200131000P	Door Hinge Shim Kit	
23	F430536	Screw	
24	F430215	Nut	
25	F431929	Washer	
26	F150271	Door Mount	
27	F190216P	Door Hinge	

Door - 40 and 60 CC, IC, SC and UC Pound Models

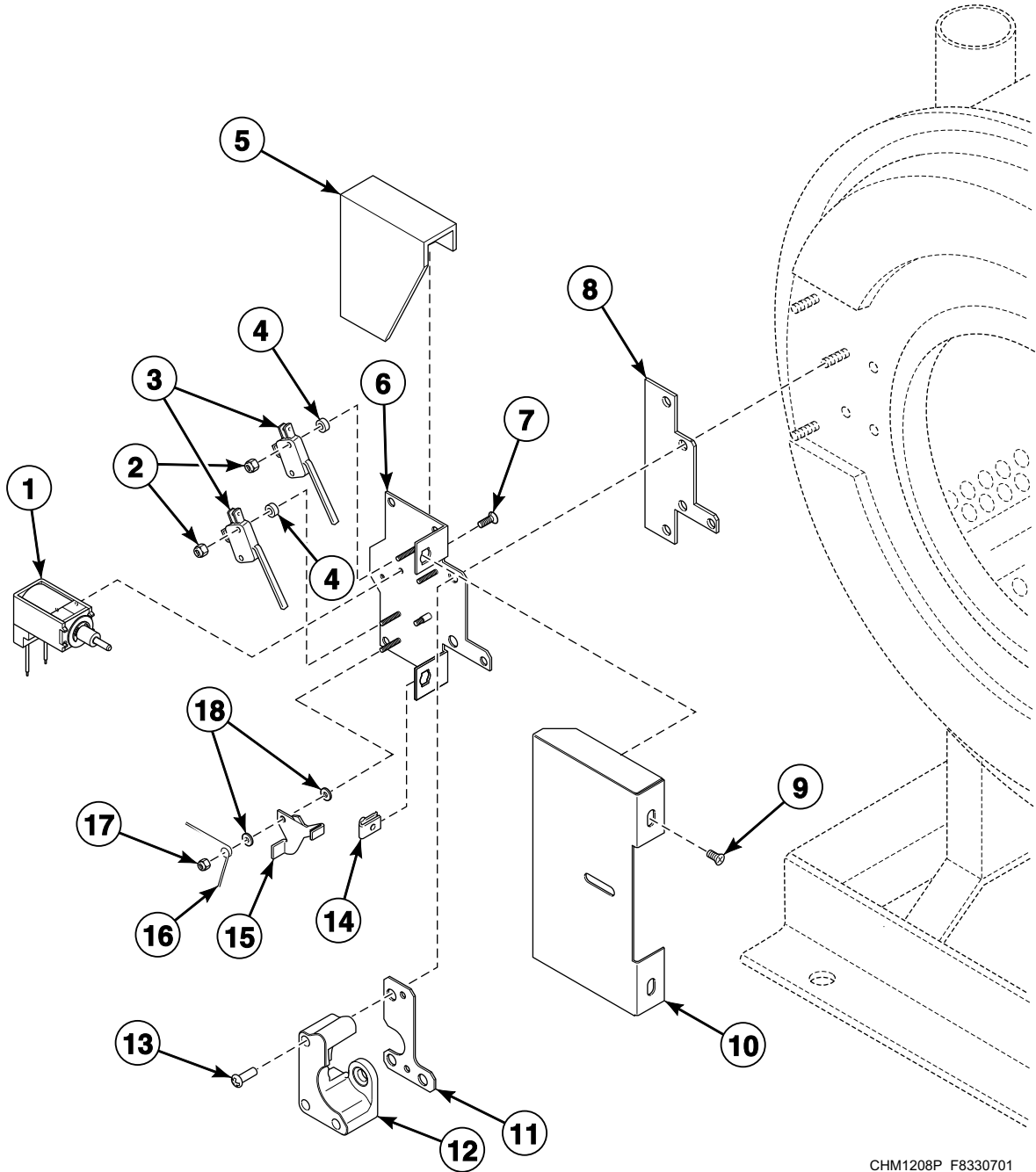


CHM3478P_F8330701

Door - 40 and 60 CC, IC, SC and UC Pound Models

REF	PART NO.	DESCRIPTION	COMMENTS
	F8187411P	Door Assembly	CC and IC models; Includes items 1-18 and 21-27; Chrome
	F8187405	Door Assembly	SC models; Includes items 1-18 and 21-27; Chrome
	F8187402	Door Assembly	CC, IC and SC models; UC models through 8/13/14; Includes items 1-18 and 21-27; Black
	F8187408	Door Assembly	UC models starting 8/14/14; Includes items 1-18 and 21-27
	F8617408	Door Assembly	UC models starting 8/14/14; Includes items 1-18 and 21-27; Chrome
1	F8221701	Bearing Sleeve	
2	F431222	Spring Pin	
3	F8199401P	Door Handle	SC models; UC models through 8/13/2014; Black
	F8435501	Door Handle	UC models starting 8/14/2014
	F8199502	Door Handle	CC and IC models; Black
4	F431916	Washer	
5	F8221403	Door Latch Arm Assembly	
6	F8535501	Screw	
	F8508101	Bolt	Polished
7	F602842-2	Door	Vertical brush
	F8507702	Door	Horizontal brush
	F8507701	Door	Chrome
8	F8567501	Door Handle Spacer Kit	Includes items 9 and 11
9	F430533	Screw	
10	F430232	Nut	
11	F431041	Nut	
12	F8583203	Door Glass Trim	Black
13	F8485401P	Door Glass	
14	F8111502	Door Gasket	Black
15	F430974	Bolt	
	F8508101	Bolt	Polished
16	F431113	Washer	
17	F8390801	Magnet	
18	F431223	Pop Rivet	
19	F8245101	Blind Rivet	
20	F8066802	Reed Switch Assembly	
21	F602813-3	Rod	
22	F200131000P	Door Hinge Shim Kit	
23	F430536	Screw	
24	F430215	Nut	
25	F431929	Washer	
26	F150271	Door Mount	
27	F190216P	Door Hinge	

Door Lock



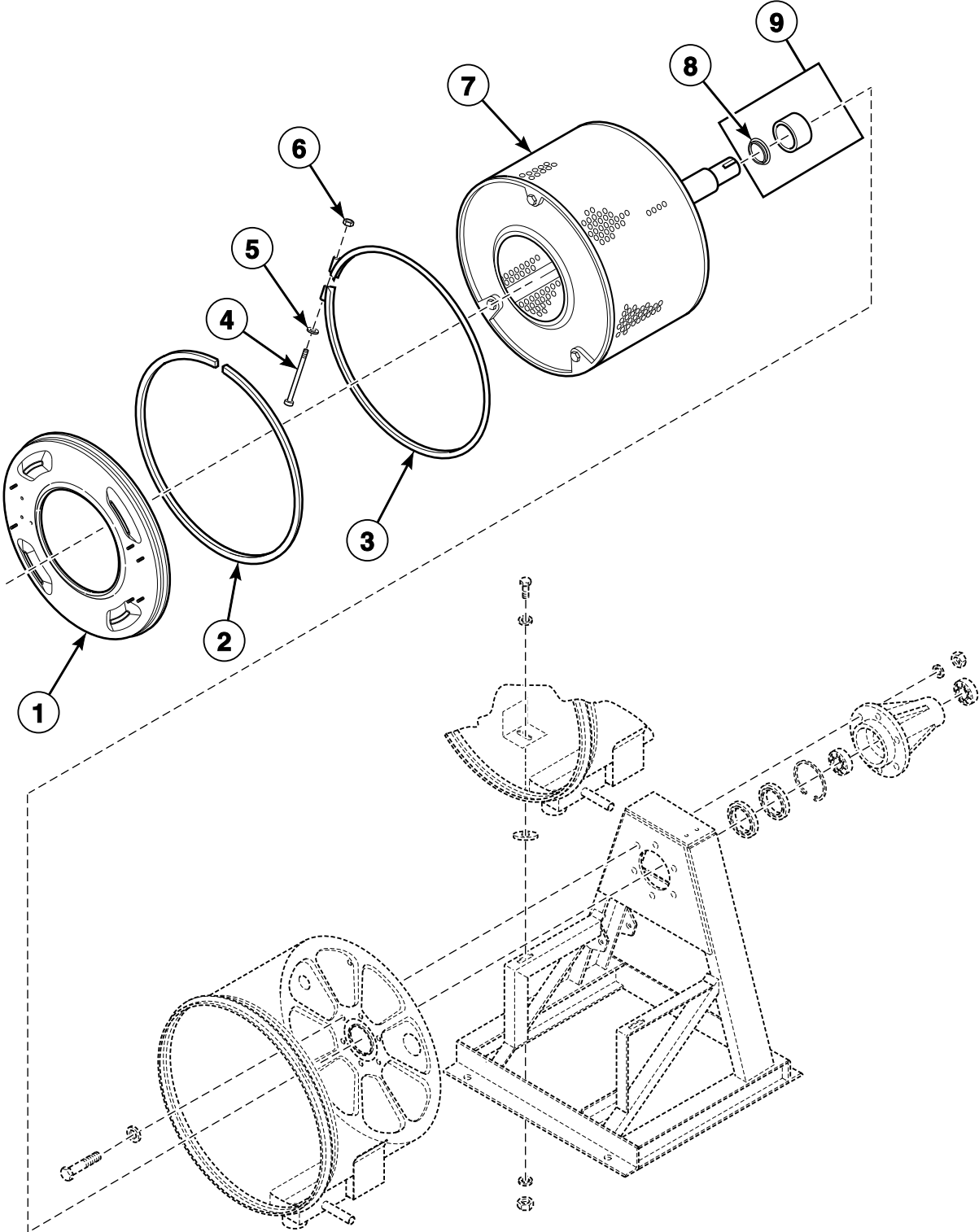
CHM1208P_F8330701

Door Lock

REF	PART NO.	DESCRIPTION	COMMENTS
	F8626501	Door Lock Assembly Kit	Includes F8339902 External Door Lock Harness; Models through 10/31/10
	F8632401	Door Lock Assembly	
	N/A	External Door Lock Harness	Includes F8224201 Solenoid; Models through 10/31/10; Order F977P3 Door Lock Solenoid Replacement Kit
	F8340001	External Door Lock Harness	Models starting 11/1/10
1	F977P3	Door Lock Solenoid Replacement Kit	Includes F8630601 Solenoid
2	F430225	Nut	
3	F200203200	Door Lock Microswitch	
4	F431901	Spacer	
5	F320200	Door Lock Splash Shield	
6	F8223202	Door Lock Plate Assembly	
7	F430977	Screw	
8	F8059701	Door Lock Plate Shim	Models through 9/25/09
	F8344401	Door Lock Plate Shim	Models starting 9/26/09
9	F430956	Screw	
10	F8245001	Door Lock Cover	
11	F8484401	Shim	Models through 9/9/14 with F8567501 Door Handle Spacer
12	F8223601	Door Lock Catch	Models through 10/31/10
	F8344501	Door Lock Catch	Models starting 11/1/10
13	F8270701	Bolt	
14	F430264	Nut	
15	F8223401	Door Lock Switch Lever	
16	F8070301	Torsion/Door Lock Spring	
17	F430232	Nut	
18	F431902	Washer	

N/A = Part no longer available

Shell Front and Basket - Design 1 Models

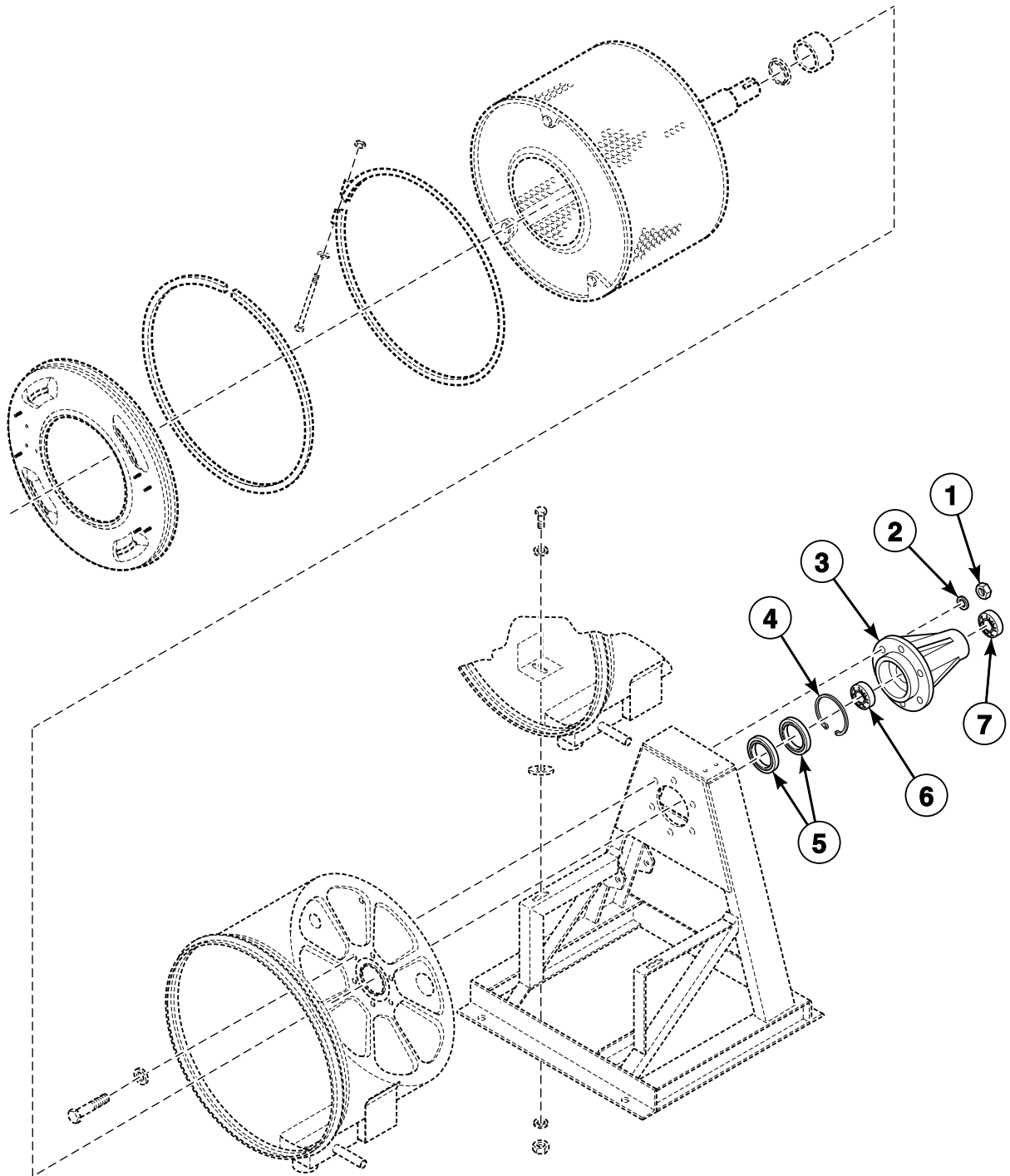


CHM3153P_F8330701

Shell Front and Basket - Design 1 Models

REF	PART NO.	DESCRIPTION	COMMENTS
	F8608502P	Basket Pulley Puller Tool	Use with F460129P Basket Puller Tool
	389P4	Basket Tool Kit	Purchase; Use with F935P3, F936P3, F938P3 and F939P3 Pressfit Upgrade Kits; Requires F460129P Bearing Puller Tool
	390P4-1	Basket Rental Tool Kit	Use with F935P3, F936P3, F938P3 and F939P3 Pressfit Upgrade Kits; Requires F460129P Bearing Puller Tool
	F460129P	Basket Puller Tool	
1	F8229401	Shell Front Assembly	20 pound models
	F8229501	Shell Front Assembly	30 pound models
	F8229601	Shell Front Assembly	40 pound models
	F8229701	Shell Front Assembly	60 pound models
2	F8513501	Shell Front Gasket Kit	
3	F8537801	Shell Band Kit	20 pound models
	F8388002	Clamp Ring Assembly	30 pound models
	F8537803	Shell Band Kit	40 pound models
	F8537804	Shell Band Kit	60 pound models
4	F430518	Screw	
5	F430317	Washer	
6	F430215	Nut	
7	F935P3	Pressfit Upgrade Kit	20 pound models; Models through 3/31/10; Includes items 8, 9, F8347801 Basket Assembly and F747001 Trunnion Kit
	F936P3	Pressfit Upgrade Kit	30 pound models; Models through 3/31/10; Includes items 8, 9, F8347901 Basket Assembly and F747002 Trunnion Kit
	F938P3	Pressfit Upgrade Kit	40 pound models; Models through 3/31/10; Includes items 8, 9, F8336301 Basket Assembly and F747003 Trunnion Kit
	F939P3	Pressfit Upgrade Kit	60 pound models; Models through 3/31/10; Includes items 8, 9, F8336501 Basket Assembly and F747005 Trunnion Kit
	F8391301P	Basket Assembly	20 pound models; Models that have been upgraded with F935P3 Pressfit Upgrade Kit or models starting 4/1/10; Includes items 8 and 9
	F8347901P	Basket Assembly	30 pound models; Models that have been upgraded with F936P3 Pressfit Upgrade Kit or models starting 4/1/10; Includes items 8 and 9
	F8391701P	Basket Assembly	40 pound models; Models that have been upgraded with F938P3 Pressfit Upgrade Kit or models starting 4/1/10; Includes items 8 and 9
	F8502801P	Basket Assembly	60 pound models; Models that have been upgraded with F939P3 Pressfit Upgrade Kit or models starting 4/1/10; Includes items 8 and 9
8	F8336801	Excluder Seal	20 pound models; Models that have been upgraded with F935P3 Pressfit Upgrade Kit or models starting 4/1/10
	F8336901	Excluder Seal	30 pound models; Models that have been upgraded with F936P3 Pressfit Upgrade Kit or models starting 4/1/10
	F8337001	Excluder Seal	40 pound models; Models that have been upgraded with F938P3 Pressfit Upgrade Kit or models starting 4/1/10
	F8337101	Excluder Seal	60 pound models; Models that have been upgraded with F939P3 Pressfit Upgrade Kit or models starting 4/1/10
9	F8312001P	Shaft Seal Sleeve	20 pound models; Models that have not been upgraded with F935P3 Pressfit Upgrade Kit or models through 3/31/10
	F8312004P	Shaft Seal Sleeve	30 pound models; Models that have not been upgraded with F936P3 Pressfit Upgrade Kit or models through 3/31/10
	F8312006P	Shaft Seal Sleeve	40 pound models; Models that have not been upgraded with F938P3 Pressfit Upgrade Kit or models through 3/31/10
	F8343901P	Shaft Seal Sleeve Kit	20 pound models; Models that have been upgraded with F935P3 Pressfit Upgrade Kit or models starting 4/1/10; Includes item 8
	F8343904P	Shaft Seal Sleeve Kit	30 pound models; Models that have been upgraded with F936P3 Pressfit Upgrade Kit or models starting 4/1/10; Includes item 8
	F8343906P	Shaft Seal Sleeve Kit	40 pound models; Models that have been upgraded with F938P3 Pressfit Upgrade Kit or models starting 4/1/10; Includes item 8
	F8343909P	Shaft Seal Sleeve Kit	60 pound models; Includes item 8

Trunnion - Design 1 Models

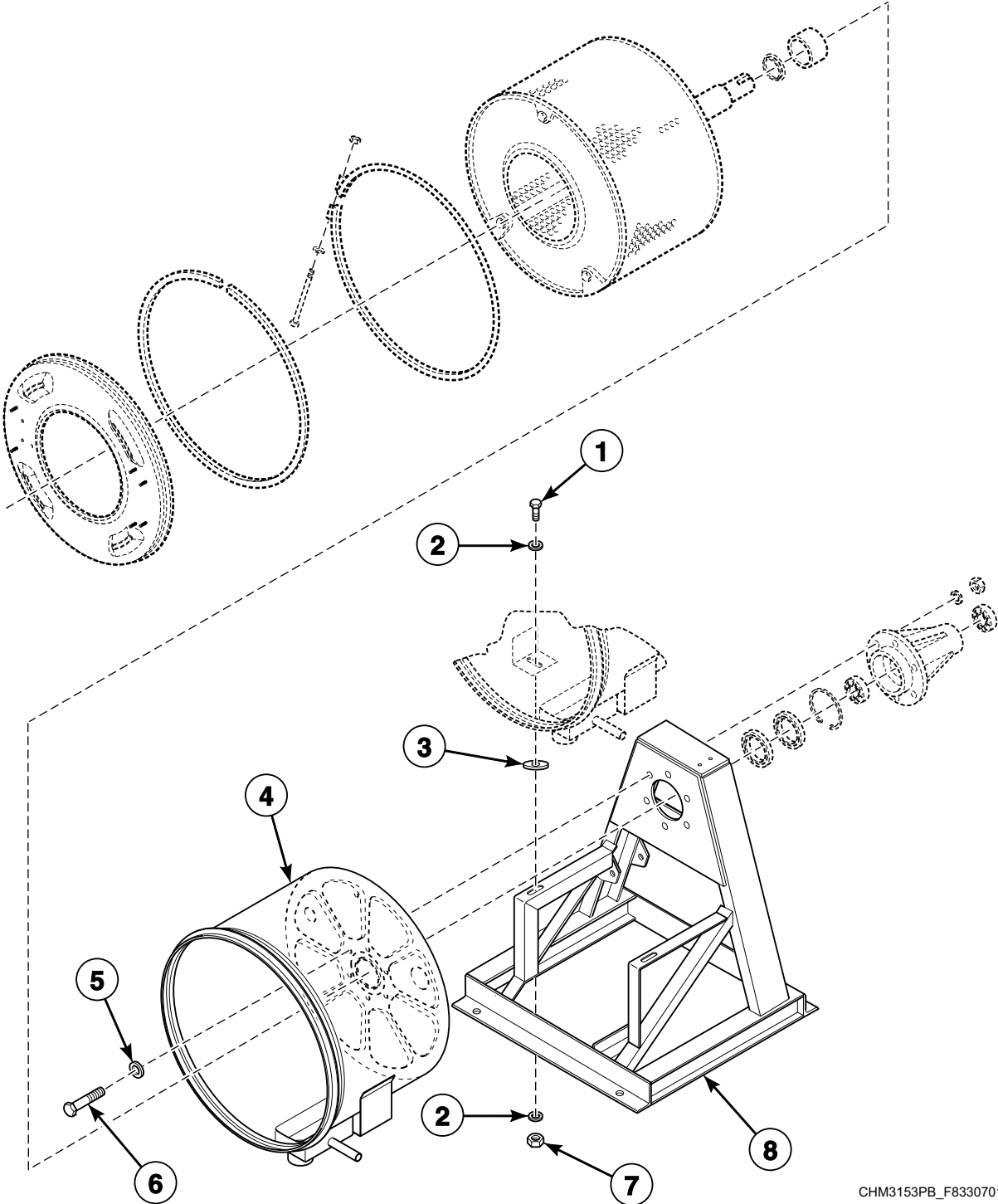


CHM3153PA_F8330701

Trunnion - Design 1 Models

REF	PART NO.	DESCRIPTION	COMMENTS
1	F430239	Nut	20 pound models
	F430240	Nut	All other models
2	F431128	Washer	20 pound models
	F431131	Washer	All other models
3	F747001	Trunnion Kit	20 pound models; Includes items 1, 2, 4-7, F430949 Screw, F792000 Shell Front Basket Kit, F812P3 Hardward Kit, F8283401 Adhesive and F8345201 Bearing Housing
	F747002	Trunnion Kit	30 pound models; Includes items 1, 2, 4-7, F430949 Screw, F792000 Shell Front Basket Kit, F812P3 Hardward Kit, F8283401 Adhesive and F8345101 Bearing Housing
	F747003	Trunnion Kit	40 pound models; Includes items 1, 2, 4-7, F430949 Screw, F792000 Shell Front Basket Kit, F812P3 Hardward Kit, F8283401 Adhesive and F8335801 Bearing Housing
	F747005	Trunnion Kit	60 pound models; Includes items 1, 2, 4-7, F430949 Screw, F792000 Shell Front Basket Kit, F812P3 Hardward Kit, F8283401 Adhesive and F8337901 Bearing Housing
4	F8344901	Retaining Ring	20 pound models; Models that have been upgraded with F935P3 Pressfit Upgrade Kit or models starting 4/1/10
	F8345001	Retaining Ring	30 pound models; Models that have been upgraded with F936P3 Pressfit Upgrade Kit or models starting 4/1/10
	F8337801	Retaining Ring	40 pound models; Models that have been upgraded with F938P3 Pressfit Upgrade Kit or models starting 4/1/10
	F8337901	Retaining Ring	60 pound models; Models that have been upgraded with F939P3 Pressfit Upgrade Kit or models starting 4/1/10
5	F8203801	Triple Lip Seal	20 pound models
	F8203802	Triple Lip Seal	30 pound models
	F8203803	Triple Lip Seal	40 pound models
	F8203806	Triple Lip Seal	60 pound models
6	F100137P	Bearing	6308 2RS C3; Front; 20 and 40 pound models
	F100123P	Bearing	6309 2RS C3; Front; 30 pound models
	F100135	Bearing	6313 2RS C3; Front; 60 pound models
7	F100136P	Bearing	6307 2RS C3; Rear; 20 pound models
	F100108	Bearing	6208 2RS C3; Rear; 30 pound models
	F100134	Bearing	6310 2RS C3; Rear; 40 and 60 pound models

Shell and Frame - Design 1 Models

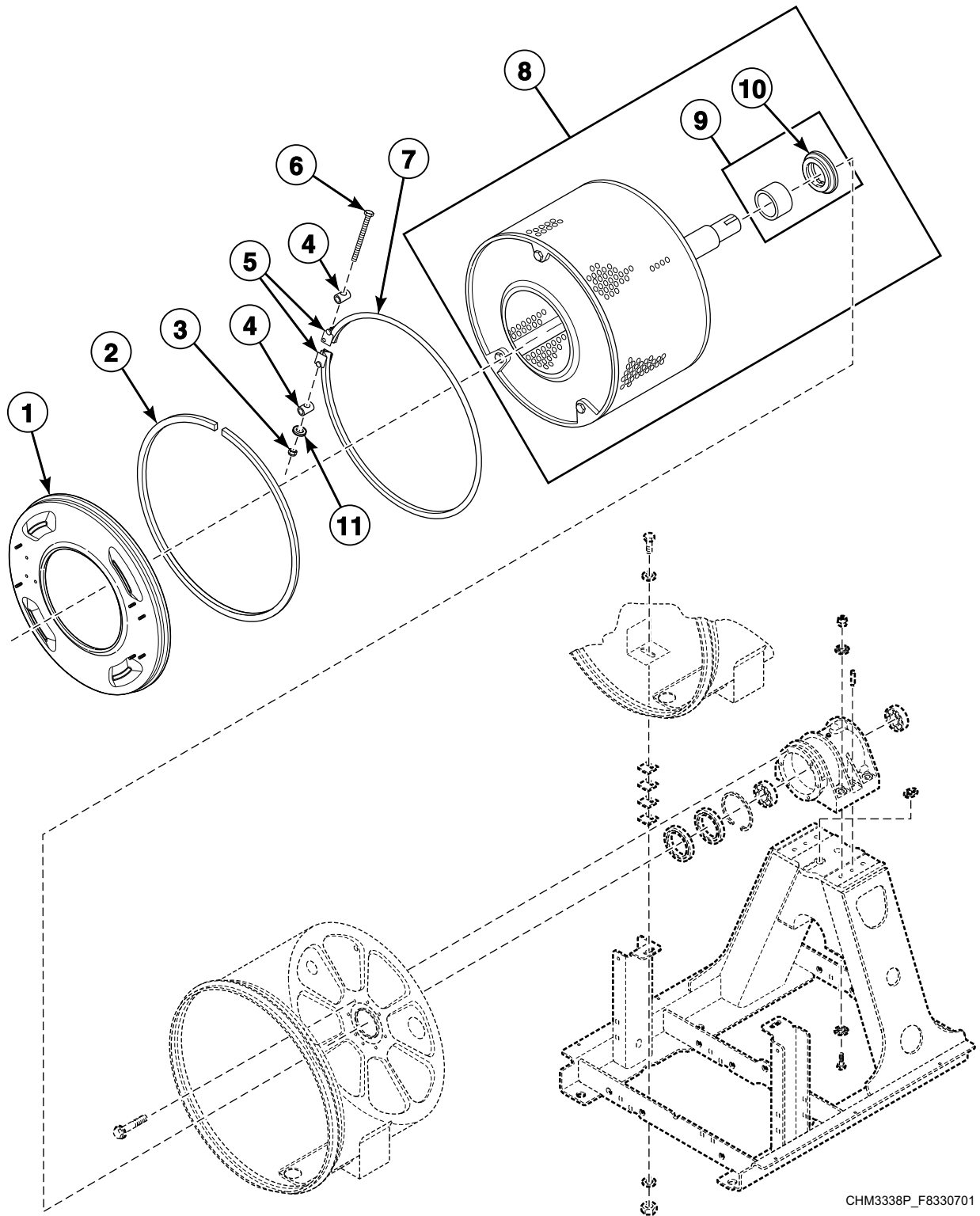


CHM3153PB_F8330701

Shell and Frame - Design 1 Models

REF	PART NO.	DESCRIPTION	COMMENTS
1	F430942	Screw	
2	M400081	Washer	
3	F430303	Washer	
4	F8179201	Shell Weldment	20 pound vend models; Standard
	F8179202	Shell Weldment	20 pound OPL models; Electric and steam heat
	F8179203	Shell Weldment	20 pound OPL models; Standard
	F8179301	Shell Weldment	30 pound vend models; Standard
	F8179302	Shell Weldment	30 pound OPL models; Electric and steam heat
	F8179303	Shell Weldment	30 pound OPL models; Standard
	F8179401	Shell Weldment	40 pound vend models; Standard
	F8179402	Shell Weldment	40 pound OPL models; Electric and steam heat
	F8179403	Shell Weldment	40 pound OPL models; Standard
	F8179501	Shell Weldment	60 pound vend models; Standard
	F8179502	Shell Weldment	60 pound OPL models; Electric and steam heat
	F8179503	Shell Weldment	60 pound OPL models; Standard
	5	F431128	Washer
F431131		Washer	All other models
6	F430949	Screw	20 pound models
	F8442702	Screw	All other models
7	F430218	Nut	
8	F8195901	Frame Weldment	20 pound models
	F8196001	Frame Weldment	30 pound models
	F8196101	Frame Weldment	40 pound models
	F8199101	Frame Weldment	60 pound models

Shell Front and Basket - Design 2 and 3 Models



CHM3338P_F8330701

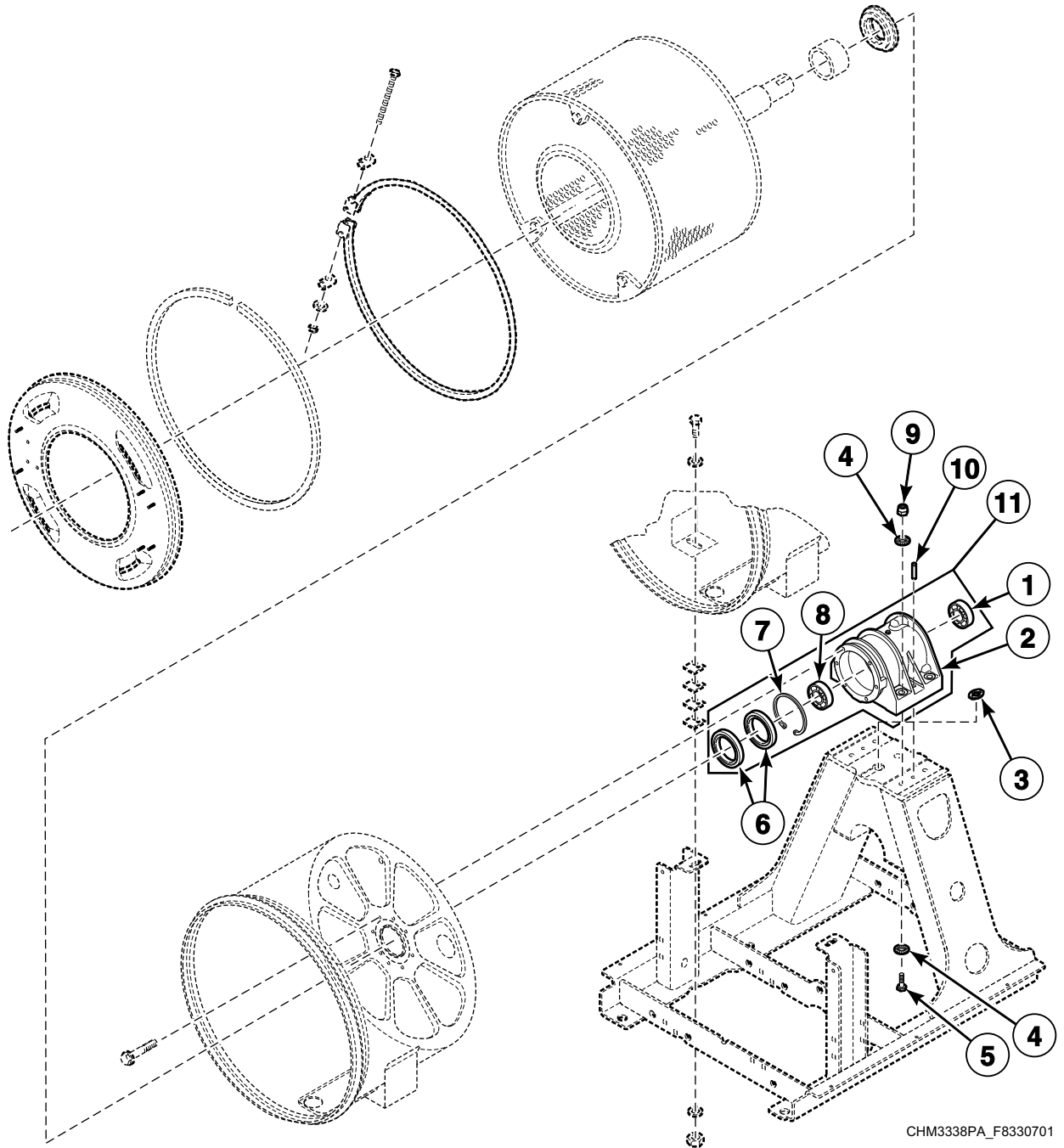
Shell Front and Basket - Design 2 and 3 Models

REF	PART NO.	DESCRIPTION	COMMENTS
	F8608502P	Basket Pulley Puller Tool	Use with F460129P Basket Puller Tool
	F980204341	Basket and Bearing Assembly	20 pound models; Viton; Includes item 8 and F8271602 Bearing Housing Assembly
	F980204342	Basket and Bearing Assembly	30 pound models; Viton; Includes item 8 and F8271702 Bearing Housing Assembly
	F980204343	Basket and Bearing Assembly	40 pound models; Viton; Includes item 8 and F8271802 Bearing Housing Assembly
	F980204344	Basket and Bearing Assembly	60 pound models; Viton; Includes item 8 and F8271902 Bearing Housing Assembly
	389P4	Basket Tool Kit	Purchase; Use with F935P3, F936P3, F938P3 and F939P3 Pressfit Upgrade Kits; Requires F460129P Basket Puller Tool
	390P4-1	Basket Rental Tool Kit	Use with F935P3, F936P3, F938P3 and F939P3 Pressfit Upgrade Kits; Requires F460129P Basket Puller Tool
	F460129P	Basket Puller Tool	
1	F8229401	Shell Front Assembly	20 pound models
	F8229501	Shell Front Assembly	30 pound models
	F8229601	Shell Front Assembly	40 pound models
	F8229701	Shell Front Assembly	60 pound models
2	F8513501	Shell Front Gasket Kit	
3	F430218	Nut	
4	F8302701	Pin	
5	F8302402	Clamp Ring Bracket	
6	800462	Screw	
7	F8537801	Shell Band Kit	20 pound models; Includes items 2-6 and11
	F8537802	Shell Band Kit	30 pound models; Includes items 2-6 and11
	F8537803	Shell Band Kit	40 pound models; Includes items 2-6 and11
	F8537804	Shell Band Kit	60 pound models; Includes items 2-6 and11
8	F8391301P	Basket Assembly	20 pound models; Standard; Includes items 9 and 10
	F8391303	Basket Assembly	20 pound models; Viton
	F8391501P	Basket Assembly	30 pound models; Standard; Includes items 9 and 10
	F8391503	Basket Assembly	30 pound models; Viton
	F8391701P	Basket Assembly	40 pound models; Standard; Includes items 9 and 10
	F8391703	Basket Assembly	40 pound models; Viton
	F8502801P	Basket Assembly	60 pound models; Replaces F8391901 Basket Assembly; Standard; Includes items 9 and 10
	F8502804	Basket Assembly	60 pound models; Viton
9	F8343901P	Shaft Seal Sleeve Kit	20 pound models; Includes item 10
	F8343904P	Shaft Seal Sleeve Kit	30 pound models; Includes item 10
	F8343906P	Shaft Seal Sleeve Kit	40 pound models; Includes item 10
	F8343909P	Shaft Seal Sleeve Kit	60 pound models; Includes item 10; Use with F8391901 Basket Assembly
	F8343914	Shaft Seal Sleeve	60 pound models; Use with F8502801 Basket Assembly
10	F8336802	Excluder Seal	20 pound models; Viton
	F8336801	Excluder Seal	20 pound models; Models that have been upgraded with F935P3 Pressfit Upgrade Kit or models starting 4/1/10
	F8336902	Excluder Seal	30 pound models; Viton
	F8336901	Excluder Seal	30 pound models; Models that have been upgraded with F936P3 Pressfit Upgrade Kit or models starting 4/1/10
	F8337002	Excluder Seal	40 pound models; Viton
	F8337001	Excluder Seal	40 pound models; Models that have been upgraded with F938P3 Pressfit Upgrade Kit or models starting 4/1/10
	F8527701	Excluder Seal	60 pound models; Viton
	F8337101	Excluder Seal	60 pound models; Models that have been upgraded with F939P3 Pressfit Upgrade Kit or models starting 4/1/10; Use with F8391901 Basket Assembly
	F8337101	Excluder Seal	60 pound models; Use with F8502801 Basket Assembly
11	M400081	Washer	

Bearing Housing - 20 and 30 Pound Design 2 and 3 Models

REF	PART NO.	DESCRIPTION	COMMENTS
	F8608502P	Basket Pulley Puller Tool	Use with F460129P Basket Puller Tool
	389P4	Basket Tool Kit	Purchase; Use with F935P3, F936P3, F938P3 and F939P3 Pressfit Upgrade Kits; Requires F460129P Basket Puller Tool
	390P4-1	Basket Rental Tool Kit	Use with F935P3, F936P3, F938P3 and F939P3 Pressfit Upgrade Kits; Requires F460129P Basket Puller Tool
	F460129P	Basket Puller Tool	
	F980204341	Basket and Bearing Assembly	20 pound models; Viton; Includes item 11 and F8391303 Bearing Housing Assembly
	F980204342	Basket and Bearing Assembly	30 pound models; Viton; Includes item 11 and F8391503 Bearing Housing Assembly
1	F100137P	Bearing	6308 2RS C3; Front; 20 pound models
	F100123P	Bearing	6309 2RS C3; Front; 30 pound models
2	F8247902	Bearing Housing	20 pound models
	F8246802	Bearing Housing	30 pound models
3	F8350301	Seal Scupper Pad	
4	F8366601	Washer	20 pound models
	F430339	Washer	30 pound models
5	F8368701	Screw	20 pound models
	F8368801	Screw	30 pound models
6	F8203801	Triple Lip Seal	20 pound models; Standard
	F8203813	Triple Lip Seal	20 pound models; Viton
	F8203802	Triple Lip Seal	30 pound models; Standard
	F8203814	Triple Lip Seal	30 pound models; Standard
7	F8344901	Retaining Ring	20 pound models; Models that have been upgraded with F935P3 Pressfit Upgrade Kit or models starting 4/1/10
	F8345001	Retaining Ring	30 pound models; Models that have been upgraded with F936P3 Pressfit Upgrade Kit or models starting 4/1/10
8	F100136P	Bearing	6307 2RS C3; Rear; 20 pound models
	F100108	Bearing	6208 2RS C3; Rear; 30 pound models
9	F8387601	Nut	20 pound models
	F8387701	Nut	30 pound models
10	F8388101	Dowel Pin	20 pound models
	F8388201	Dowel Pin	30 pound models
11	F8271601P	Bearing Housing Assembly	20 pound models; Standard
	F8271602	Bearing Housing Assembly	20 pound models; Viton
	F8271701P	Bearing Housing Assembly	30 pound models; Standard
	F8271702	Bearing Housing Assembly	30 pound models; Viton

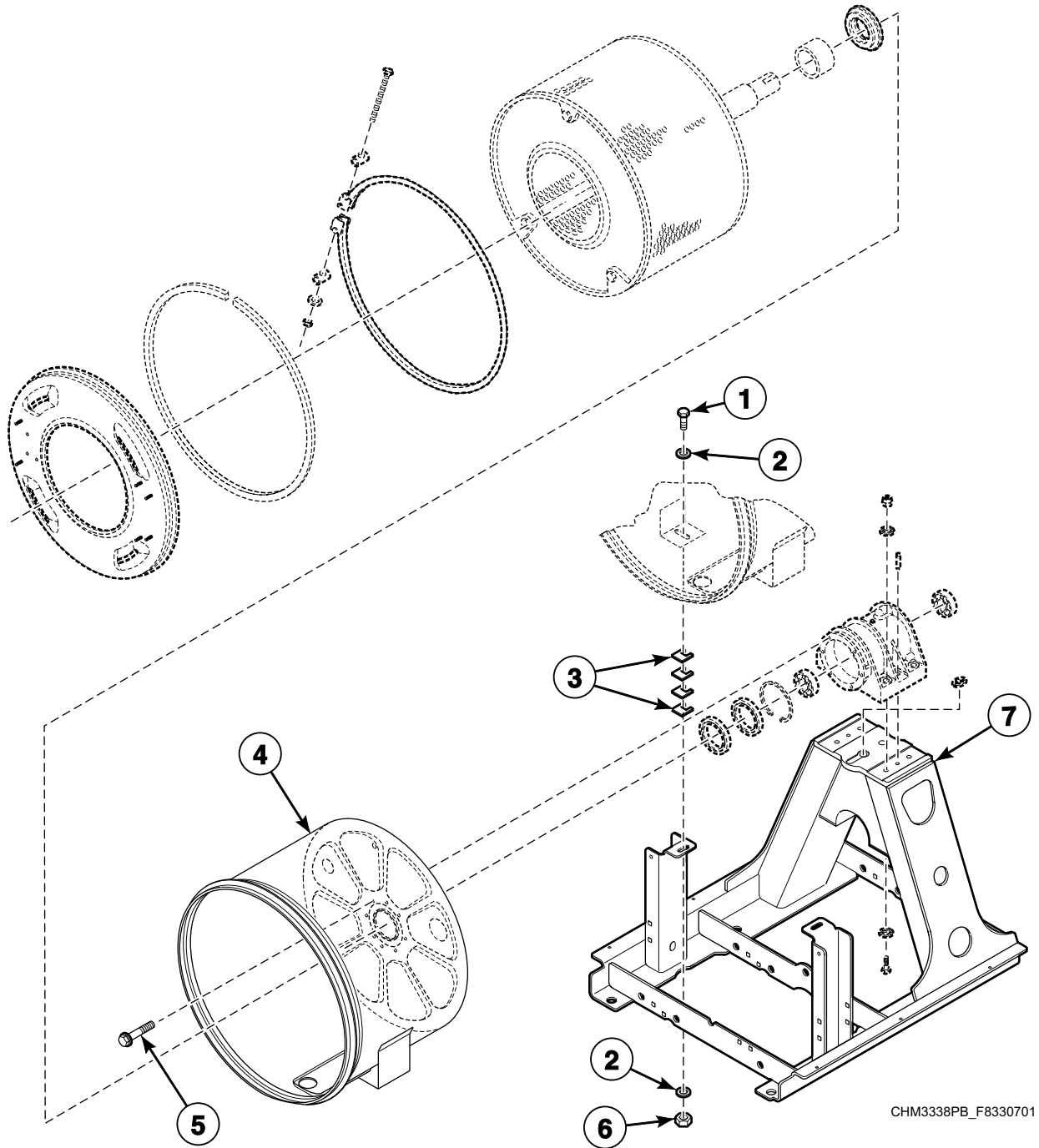
Bearing Housing - 40 and 60 Pound Design 2 and 3 Models



Bearing Housing - 40 and 60 Pound Design 2 and 3 Models

REF	PART NO.	DESCRIPTION	COMMENTS
	F8608502P	Basket Pulley Puller Tool	Use with F460129P Basket Puller Tool
	389P4	Basket Tool Kit	Purchase; Use with F935P3, F936P3, F938P3 and F939P3 Pressfit Upgrade Kits; Requires F460129P Basket Puller Tool
	390P4-1	Basket Rental Tool Kit	Use with F935P3, F936P3, F938P3 and F939P3 Pressfit Upgrade Kits; Requires F460129P Basket Puller Tool
	F460129P	Basket Puller Tool	
	F980204343	Basket and Bearing Assembly	40 pound models; Viton; Includes item 11 and F8391703 Bearing Housing Assembly
	F980204344	Basket and Bearing Assembly	60 pound models; Viton; Includes item 11 and F8502804 Bearing Housing Assembly
1	F100137P	Bearing	6308 2RS C3; Front; 40 pound models
	F100135	Bearing	6313 2RS C3; Front; 60 pound models
2	F8249902	Bearing Housing	40 pound models
	F8250902	Bearing Housing	60 pound models
3	F8350302	Seal Scupper Pad	40 pound models
	F8350303	Seal Scupper Pad	60 pound models
4	F430339	Washer	
5	F8368801	Screw	
6	F8203803	Triple Lip Seal	40 pound models; Standard
	F8203815	Triple Lip Seal	40 pound models; Viton
	F8203806	Triple Lip Seal	60 pound models; Standard
	F8203808	Radial Seal	60 pound models; Viton
7	F8337801	Retaining Ring	40 pound models; Models that have been upgraded with F938P3 Pressfit Upgrade Kit or models starting 4/1/10
	F8337901	Retaining Ring	60 pound models; Models that have been upgraded with F939P3 Pressfit Upgrade Kit or models starting 4/1/10
8	F100134	Bearing	6310 2RS C3; Rear
9	F8387701	Nut	
10	F8388201	Dowel Pin	
11	F8271801P	Bearing Housing Assembly	40 pound models; Standard
	F8271802	Bearing Housing Assembly	40 pound models; Viton
	F8271901P	Bearing Housing Assembly	60 pound models; Standard
	F8271902	Bearing Housing Assembly	60 pound models; Viton

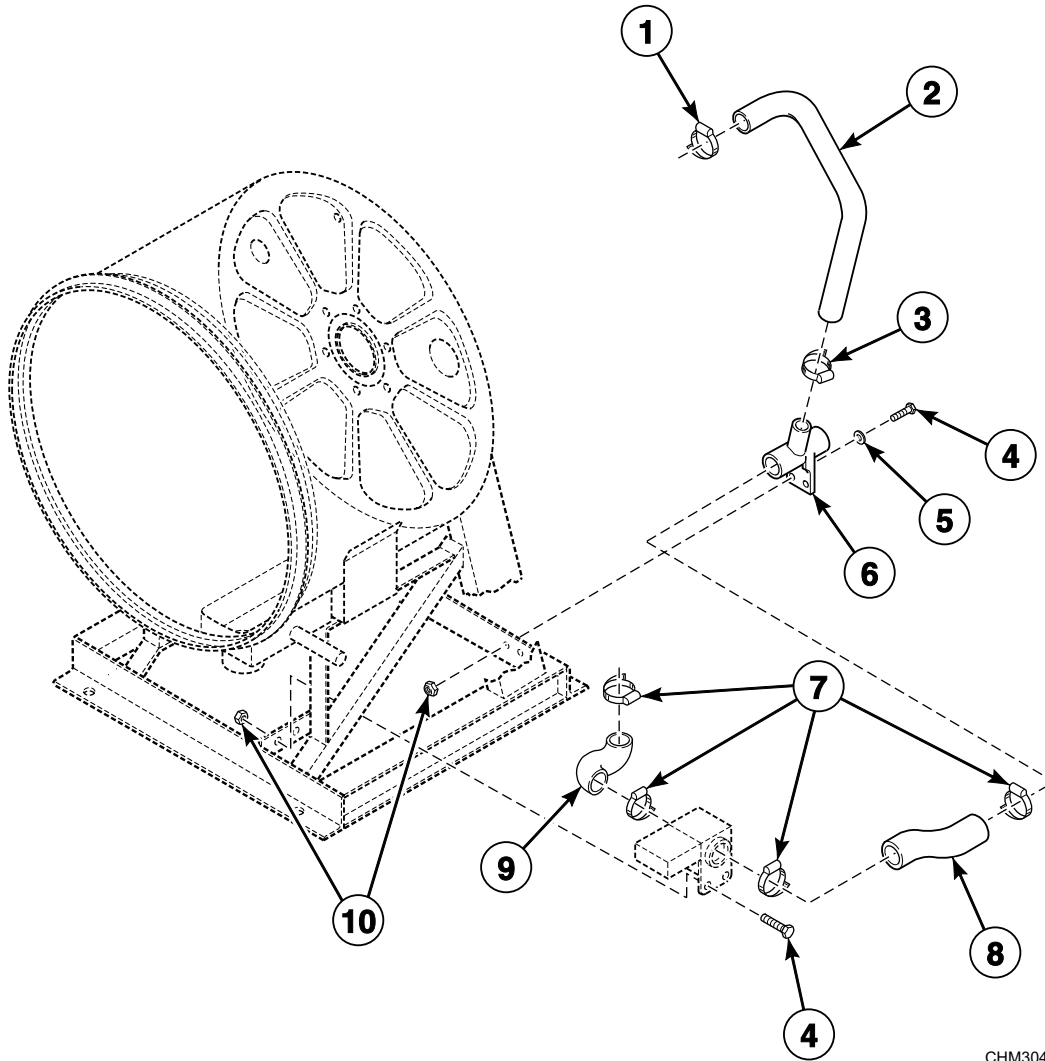
Shell and Frame - Design 2 and 3 Models



Shell and Frame - Design 2 and 3 Models

REF	PART NO.	DESCRIPTION	COMMENTS
	1111P	Concrete Kit	5/8 inch
	F8498101	Concrete Epoxy Kit	
	F8433301	Frame Template	20 pound models
	F8433401	Frame Template	30 pound models
	F8433501	Frame Template	40 pound models
	F8433601	Frame Template	60 pound models
1	F8621601	Screw	
2	M400081	Washer	
3	F8402701	Washer	
4	F8360601	Shell Weldment	20 pound vend models; Standard
	F8360602	Shell Weldment	20 pound OPL models; Electric and steam heat
	F8360603	Shell Weldment	20 pound OPL models; Standard
	F8360701	Shell Weldment	30 pound vend models; Standard
	F8360702	Shell Weldment	30 pound OPL models; Electric and steam heat
	F8360703	Shell Weldment	30 pound OPL models; Standard
	F8360801	Shell Weldment	HCB 40 pound vend models; Standard
	F8360802	Shell Weldment	40 pound OPL models; Electric and steam heat
	F8360803	Shell Weldment	40 pound OPL models; Standard
	F8360901	Shell Weldment	60 pound vend models; Standard
	F8360902	Shell Weldment	60 pound OPL models; Electric and steam heat
	F8360903	Shell Weldment	60 pound OPL models; Standard
5	F8442702	Screw	20 pound models
6	44087301	Nut	
7	F8247002	Frame Weldment	20 pound models
	F8248002	Frame Weldment	30 pound models
	F8249001	Frame Weldment	40 pound models
	F8250002	Frame Weldment	60 pound models

Drain Plumbing - Design 1 Models

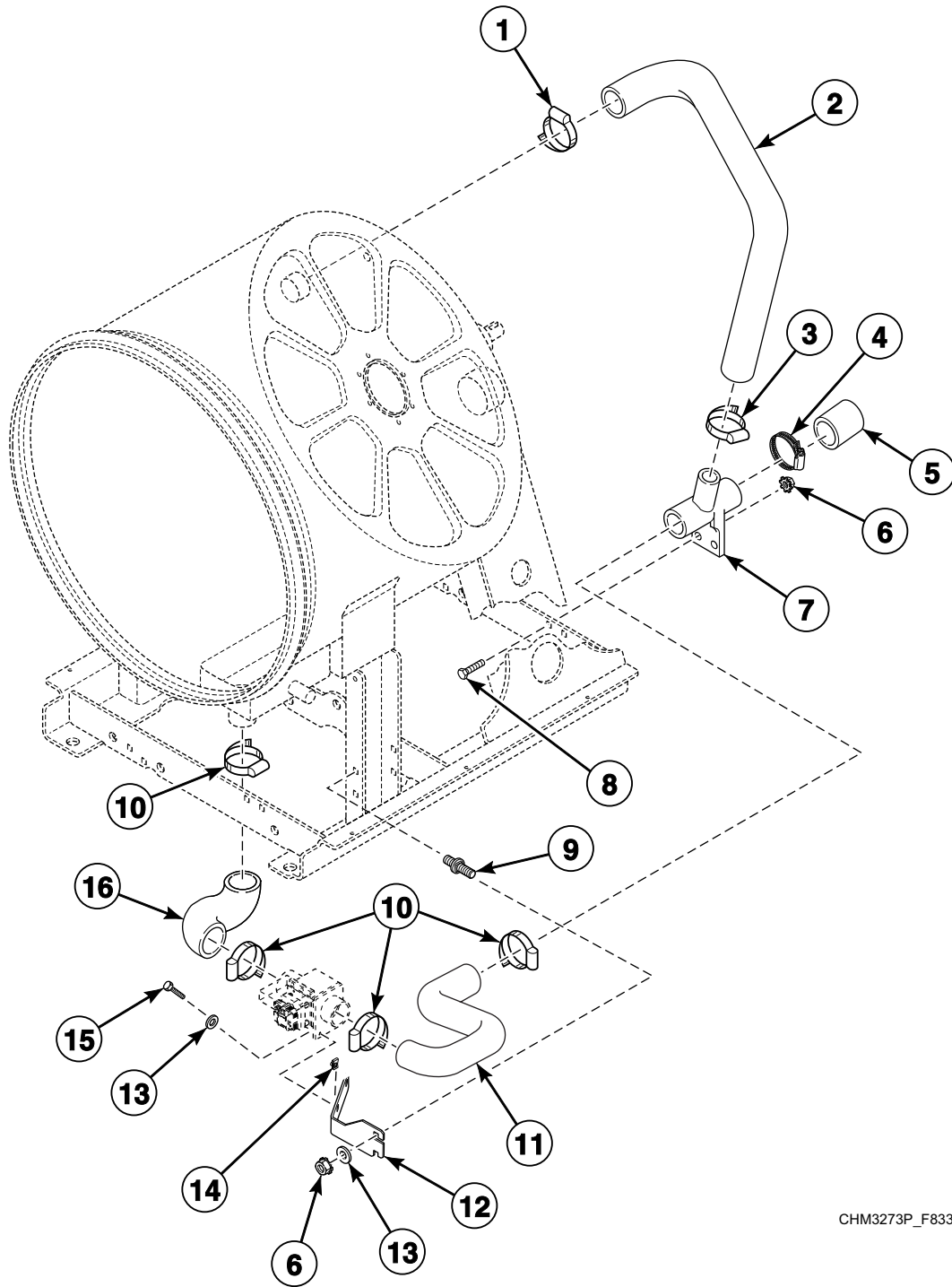


CHM3046P_F8330701

Drain Plumbing - Design 1 Models

REF	PART NO.	DESCRIPTION	COMMENTS
1	F200213	Hose Clamp	No. 40
2	F150308	Overflow Hose	20 and 30 pound models
	F0200238-00	Overflow Hose	40 pound models
	F8337701	Overflow Hose	40 pound models; Electric heat
	F150417	Overflow Hose	60 pound models
3	F200215	Hose Clamp	40 pound models
	F200213	Hose Clamp	No. 40; All other models
4	F430107	Screw	
5	F430317	Washer	
6	F150318	Drain Connect Tee	20 and 30 pound models
	F8752101	Drain Tee	40 and 60 pound models
7	F200213	Hose Clamp	No. 40; 20 and 30 pound models
	F200201	Hose Clamp	No. 56; 40 and 60 pound models
8	F8233101	Drain Hose	Rear; 20 pound models
	F8233102	Drain Hose	Rear; 30 pound models
	F8231901	Drain Hose	Rear; 40 pound models
	F8231902	Drain Hose	Rear; 60 pound models
9	F8233001	Drain Hose	Front; 20 and 30 pound models
	F8232901	Drain Hose	Front; 40 and 60 pound models
10	F430215	Nut	

Drain Plumbing - Design 2 and 3 Models

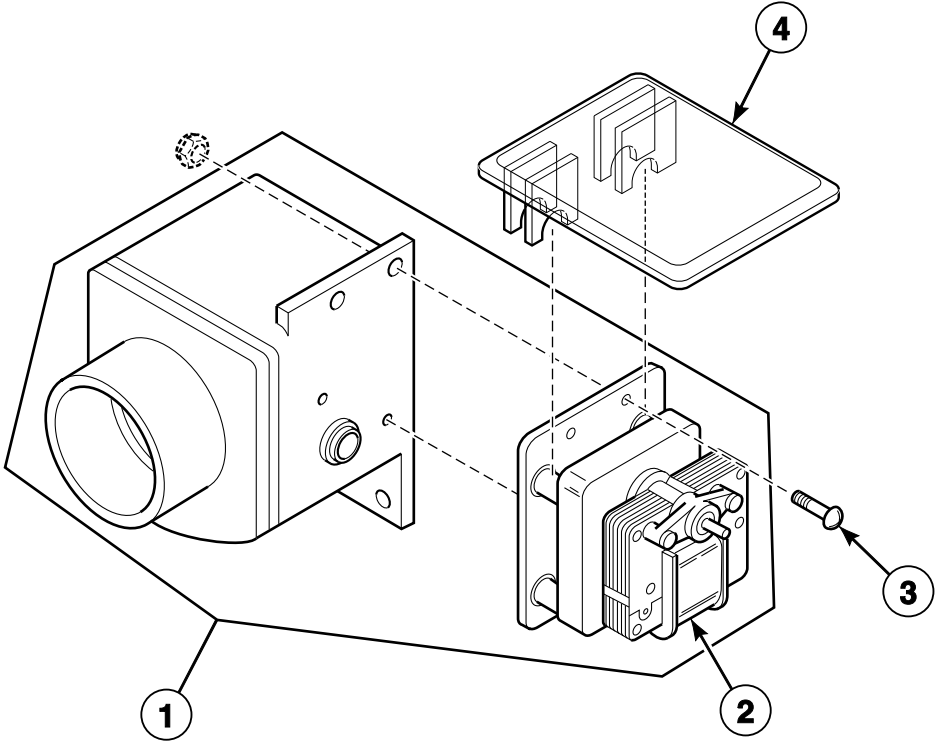


CHM3273P_F8330701

Drain Plumbing - Design 2 and 3 Models

REF	PART NO.	DESCRIPTION	COMMENTS
1	F200213	Hose Clamp	No. 40
2	F8367901	Overflow Hose	20 pound models
	F8368001	Overflow Hose	30 pound models
	F8367201	Overflow Hose	40 and 60 pound models
3	F200215	Hose Clamp	No. 28; 20 and 30 pound models
	F200213	Hose Clamp	No. 40; 40 and 60 pound models
4	F200201	Hose Clamp	No. 56; 40 and 60 pound models
5	F200165100	Drain Hose	40 and 60 pound models
6	44087201	Nut	
7	F150318	Drain Connect Tee	20 and 30 pound models
	F8752101	Drain Tee	40 and 60 pound models
8	F430522	Bolt	20 and 30 pound models
	F8402801	Bolt	40 and 60 pound models
9	70334702	Stud	
10	F200213	Hose Clamp	No. 40; 20 and 30 pound models
	F200201	Hose Clamp	No. 56; 40 and 60 pound models
11	F8365601	Rear Drain Hose	20 pound models
	F8365602	Rear Drain Hose	30 pound models
	F8231904	Rear Drain Hose	40 pound models
	F8231905	Rear Drain Hose	60 pound models
12	F8365401	Bracket	20 pound models
	F8365402	Bracket	30 pound models
	F8434601	Bracket	40 pound models
	F8434701	Bracket	60 pound models
13	M405535	Washer	
14	70030401	Nut	
15	202175	Screw	
16	F8261302	Drain Hose	20 and 30 pound models
	F8261303	Drain Hose	Electric heat
	F8232901	Drain Hose	40 and 60 pound models
	F8464701	Drain Hose	40 and 60 pound models; Electric heat

Drain Valve Assembly - 20 and 30 Pound Models

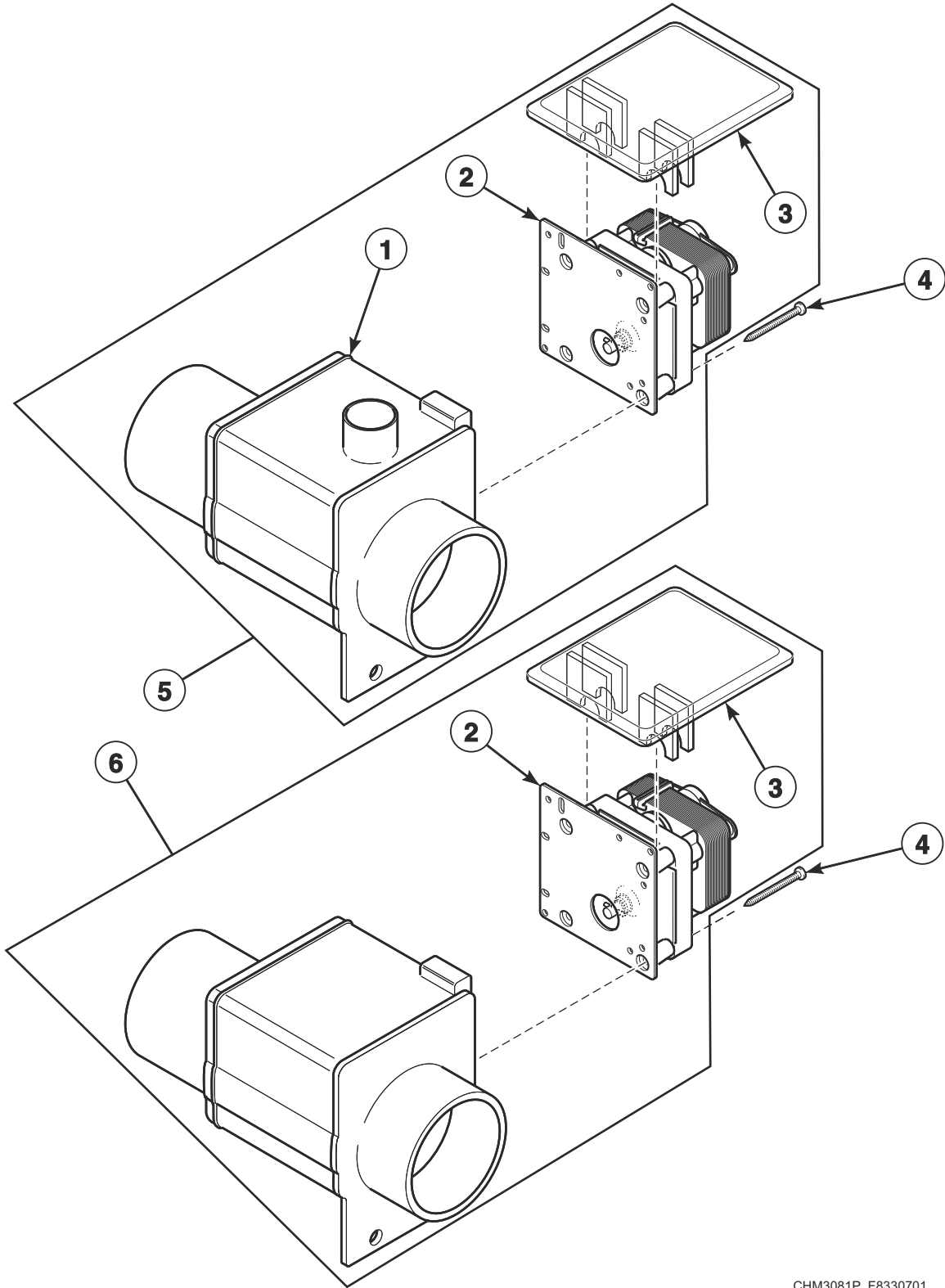


CHM2450P_F8330701

Drain Valve Assembly - 20 and 30 Pound Models

REF	PART NO.	DESCRIPTION	COMMENTS
1	803292P	Gravity Drain Valve	220 Volt
2	803292P	Gravity Drain Valve	Round shaft; 220 Volt
	F8577201P	Drain Valve Kit	Keyed shaft; 220 Volt
3	F200182700	Bolt	
4	F200133600	Drain Valve Cover	

Drain Valve Assembly - 40 and 60 Pound Models

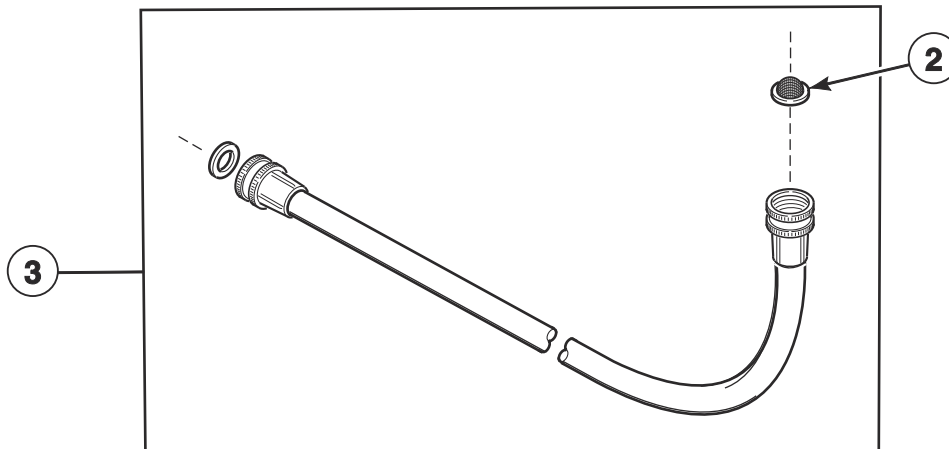
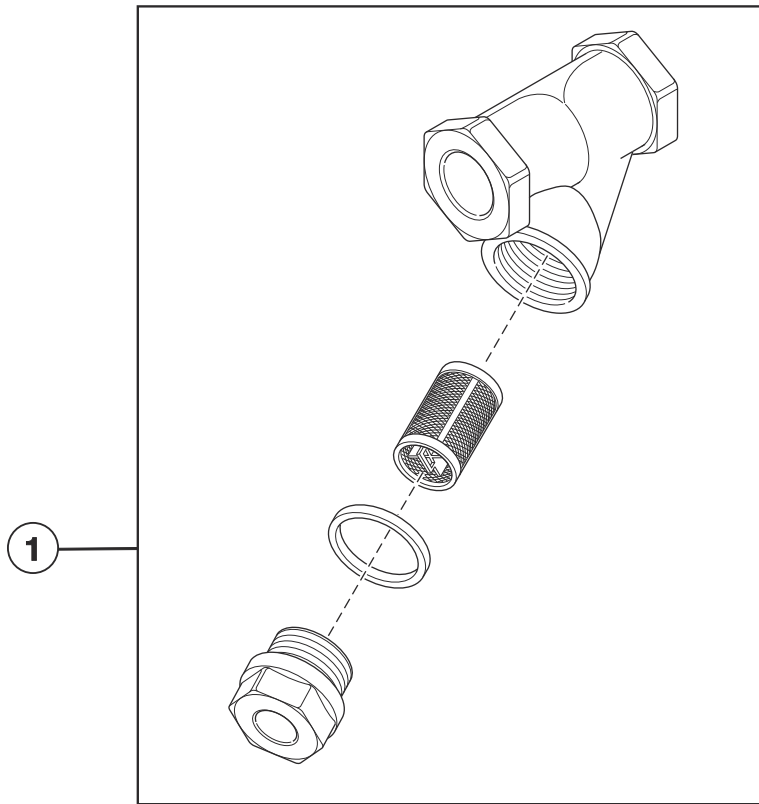


CHM3081P_F8330701

Drain Valve Assembly - 40 and 60 Pound Models

REF	PART NO.	DESCRIPTION	COMMENTS
	F8562001	Drain Seal Kit	Use with F8406307 Drain Valve
1	F8406303	Drain Valve	240 Volt; Design 1; Electric and steam heat
2	F380933P	Drain Valve Motor	Round shaft; 220 Volt
	F8577201P	Drain Valve Kit	Keyed shaft; 220 Volt
3	F200133600	Drain Valve Cover	
4	F200182700	Bolt	
5	F200166400	Drain Valve Kit	220 Volt; Design 1; Electric and steam heat
	F200166402	Drain Valve Kit	240 Volt; Design 1; Standard
6	F8577201	Drain Valve Kit	240 Volt; Design 2 and 3; Both RH and LH valves are compatible

Steam Filter (Optional) and Water Supply Hose

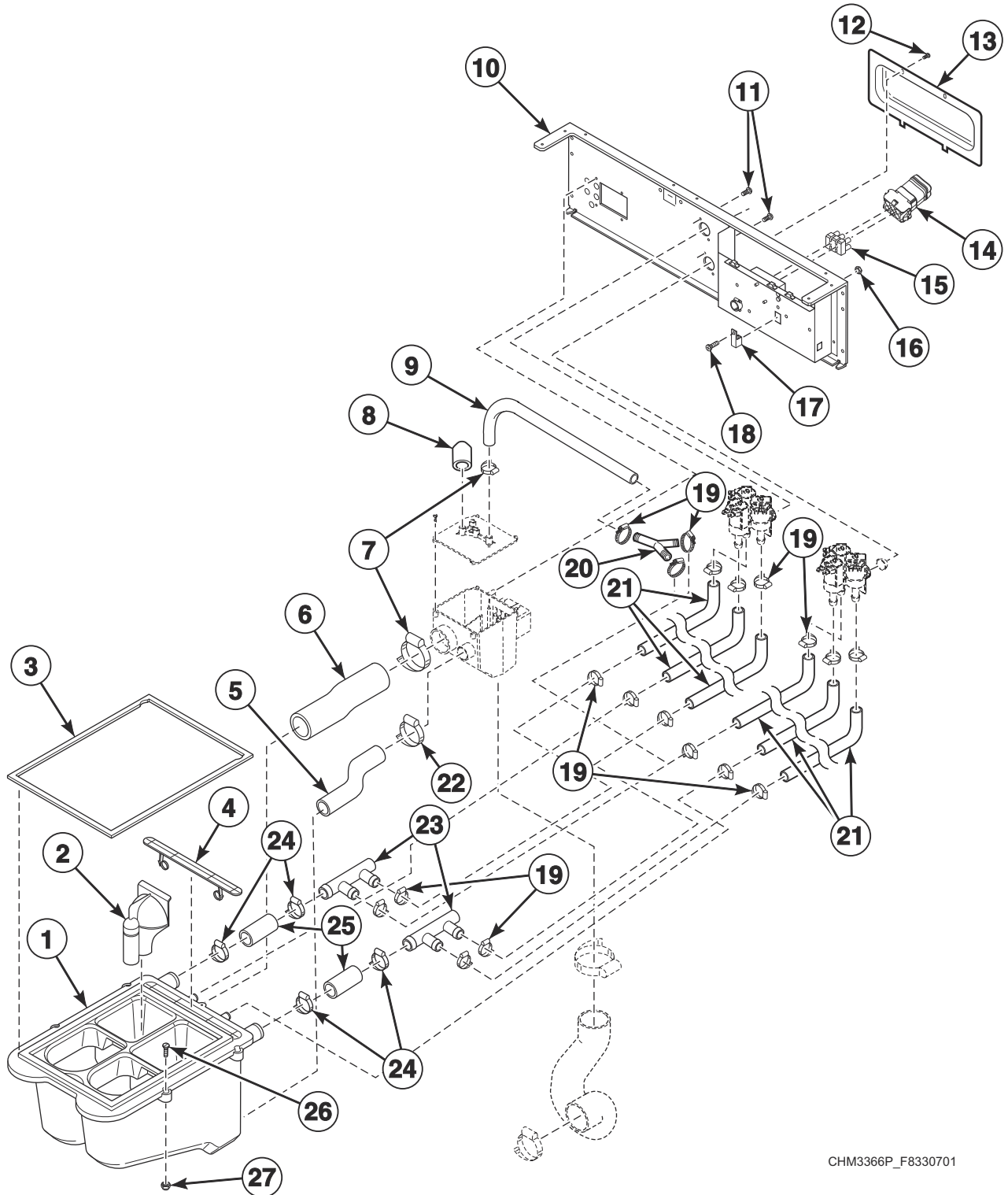


CHM3049P_F8330701

Steam Filter (Optional) and Water Supply Hose

REF	PART NO.	DESCRIPTION	COMMENTS
1	F270307	Steam Filter	1/2 inch
	F270308	Steam Filter	3/4 inch
2	803615	Washer	Filter
3	F8665601	Water Hose Kit	Includes item 2; 3/8 inch; Standard thread; Red (hot)
	F8665603	Water Hose Kit	Includes item 2; 3/8 inch; Standard thread; Blue (cold)
	F8665602	Water Hose Kit	Includes item 2; 3/8 inch; Metric thread; Red (hot)
	F8665604	Water Hose Kit	Includes item 2; 3/8 inch; Metric thread; Blue (cold)
	F8544601	Fill Hose Kit	WRAS; Includes F8301201 Double Check Valve and F8665602 Water Hose Kit

Fill Plumbing Assembly (Drawing 1 of 2)



CHM3366P_F8330701

Fill Plumbing Assembly (Drawing 1 of 2)

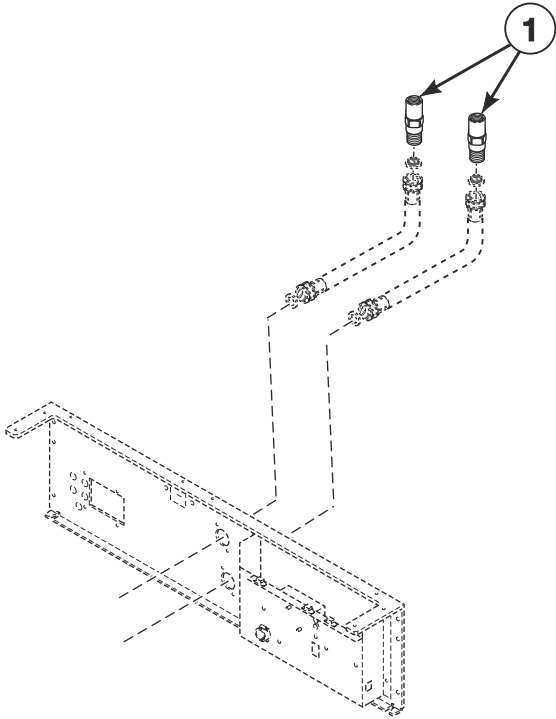
REF	PART NO.	DESCRIPTION	COMMENTS
	F8182401P	Fill/External Supply Harness	
1	F8047401	Dispenser Assembly	Models through 10/15/12; Includes item 3
	F8047402	Dispenser Assembly	Models starting 10/16/12; Includes item 3
2	F8047901	Siphon Cover	
3	F8308301	Dispenser Gasket	
4	F8047801	Access Cover	
5	F8043401	Dispenser Overflow Hose	20 pound models
	F8043403	Dispenser Overflow Hose	30 pound models
	F8043404	Dispenser Overflow Hose	40 pound models
	F8043405	Supply Overflow Hose	60 pound models
6	F8042801	Vacuum Supply Hose	20 pound models
	F8042803	Vacuum Supply Hose	30 pound models
	F8042804	Vacuum Supply Hose	40 pound models
	F8042805	Vacuum Supply Hose	60 pound models
7	F200213	Hose Clamp	No. 40
8	F8197701	Cap	
9	F0200244-01	Vacuum Breaker Hose	60 pound models
	F0200244-02	Vacuum Breaker Hose	All other models
10	F8039901	Valve Panel	20 pound models; Design 1
	F8017501	Valve Panel	30 pound models; Design 1
	F8039601	Valve Panel	40 pound models; Design 1
	F8039801	Valve Panel	60 pound models; Design 1
	F8398701	Valve Panel	20 pound models; Design 2 and 3
	F8398801	Valve Panel	30 pound models; Design 2 and 3
	F8398901	Valve Panel	40 pound models; Design 2
	F8399001	Valve Panel	60 pound models; Design 2
11	F8230301	Screw	
12	F8206901	Screw	
13	F8177001	Terminal Tray Cover	
14	F8454401	Filter	B, N and P-voltage; Design 2 and 3 only
	F8454601	Harness	B, N and P-voltage; Design 2 and 3 only
15	430642	Terminal Block	Includes screws
16	F430232	Nut	
17	M411283	Ground Lug Connector	
18	F430909	Screw	
19	36801	Hose Clamp	No. 8; Design 1
20	F422816	Y Connector	Design 1
21	F8232004	Hose	20 pound models
	F8232001	Hose	30 pound models
	F8232002	Hose	40 and 60 pound models
22	20211	Hose Clamp	No. 17
23	F8333201	Manifold	
24	F200222	Hose Clamp	No. 12
25	F606816-1	Hose	
26	F8535601	Screw	
27	F0431807-00	Nut	

Fill Plumbing Assembly (Drawing 2 of 2)

REF	PART NO.	DESCRIPTION	COMMENTS
	G582P3	Diaphragm and Guide Kit	Use with F8286401P 3-Way Valve and F8286402P 3-Way Valve
1	F8048601	Vacuum Breaker Assembly	Includes items 2 and 3
2	800548	Screw	
3	F8048601	Vacuum Breaker Assembly	
4	F8286401P	3-Way Valve	240 Volt/50 or 60 Hertz; U.S.
	F8286402P	3-Way Valve	240 Volt/50 or 60 Hertz; Metric
	F8402201	Regulator	Use with F8286401P 3-Way Valve
5	803615	Washer	Filter
6	F200213	Hose Clamp	No. 40
7	F8042201	P-Trap Hose	20 pound models
	F8042202	P-Trap Hose	30 pound models
	F8042204	P-Trap Hose	40 pound models
	F8042301	P-Trap Hose	60 pound models

Double Check Valve

WRAS Compliant Models

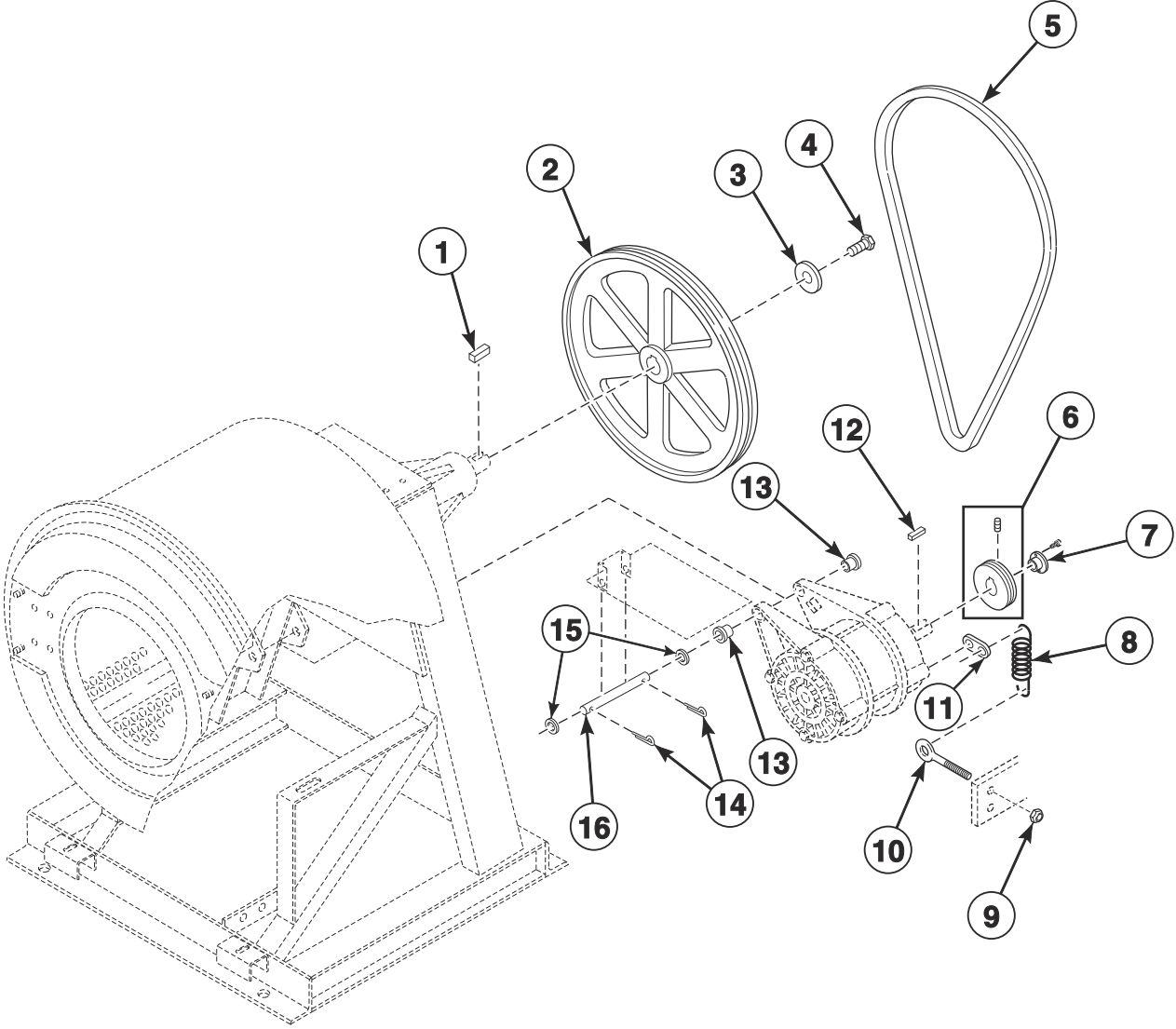


CHM3393P_F8330701

Double Check Valve

REF	PART NO.	DESCRIPTION	COMMENTS
1	F8301201	Double Check Valve	

Motor Mount Pulley and Belt - Design 1 Models



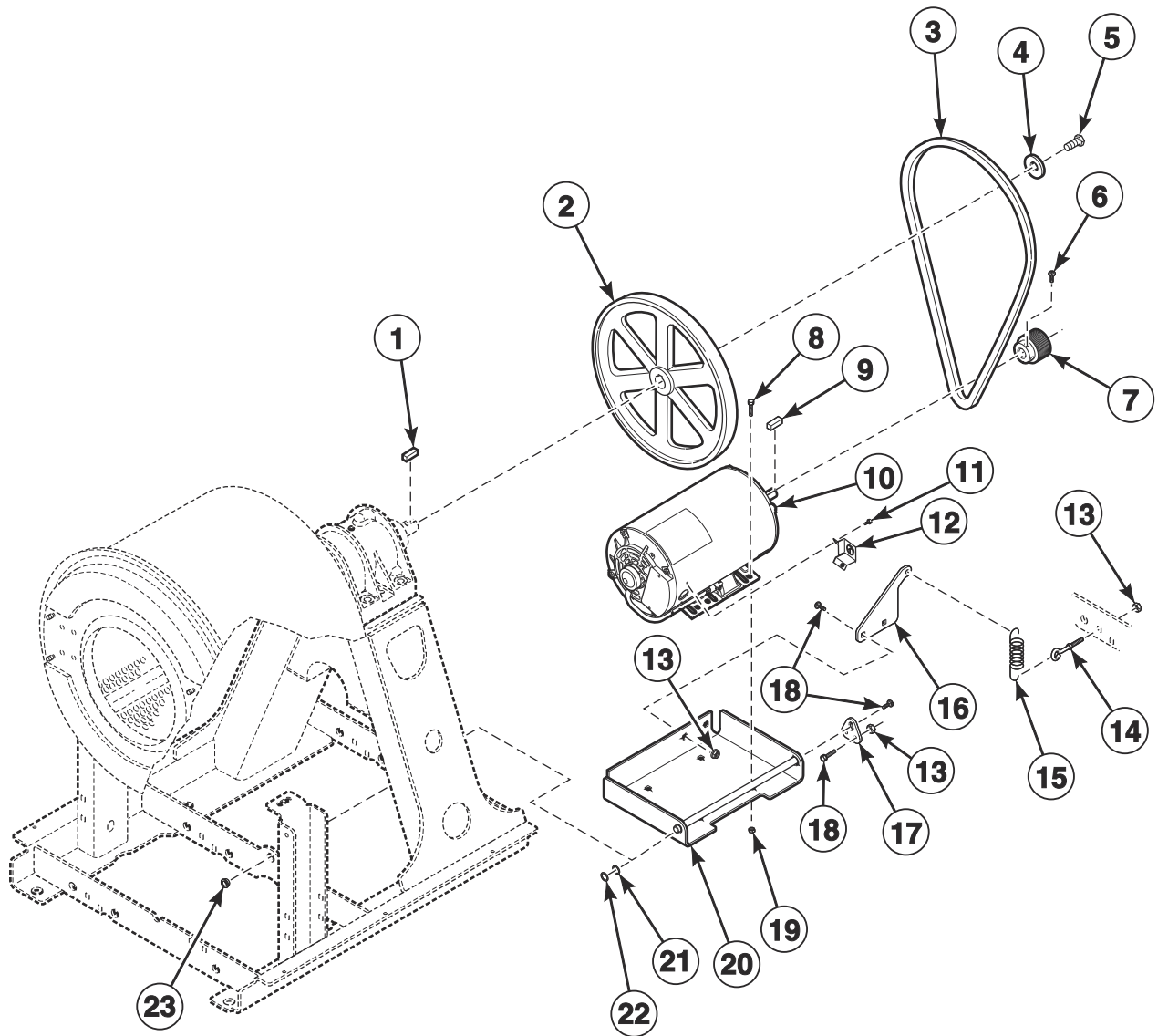
CHM3050P_F8330701

Motor Mount Pulley and Belt - Design 1 Models

REF	PART NO.	DESCRIPTION	COMMENTS
1	F430801	Key	
2	F280168	Pulley	20 pound models; 13V1800
	F280172	Sheave Pulley	30 pound 2 speed models; 13V2200
	F280197	Pulley	40 pound 2 speed models; 23V2200
	F150269	Basket Pulley	30 and 40 pound F-speed
	F200299700	Basket Pulley	60 pound F-speed models; X-voltage
	F280173	Pulley	60 pound 2 speed models; All other voltages; 23V2400
3	F431115	Washer	
4	F8574001	Screw	
5	F280343	Belt	3V730; 20 pound 2 speed models; C and F-voltage
	F280337	Belt	3V710; 20 pound 2 speed models; B, O and Y-voltage
	F8382801	Belt	690J4; 20 pound F and V-speed models; X-voltage
	F280321	Belt	3V800; 30 pound 2 speed models; C, F, O and Y-voltage
	F280368P	Belt	785J4; 30 pound F and V-speed models; X-voltage
	F280341	Belt	3V850; 40 pound 2 speed models; C-voltage
	F280342	Belt	3V830; 40 pound 2 speed models; F, O and Y-voltage
	F280369P	Belt	820J6; 40 pound F and V-speed models; X-voltage
	F280373	Belt	3V90.65; 60 pound 2 speed models; C-voltage
	F280304	Belt	3V900; 60 pound 2 speed models; F, O and Y-voltage
	F280366P	Belt	870J6; 60 pound F and V-speed models; R and X-voltage
6	F280427P	Pulley	1GR3V3.15JA; 20 pound 2 speed models; C and J-voltage; requires item 7
	F280170	Sheave Pulley	1GR3V2.65; 20 pound 2 speed models; B, F, O and Y-voltage
	H87520334	Sheave	1GR3V3.35JA; 30 pound 2 speed models; C-voltage; Requires item 7
	F280284	Pulley	1GR3V2.9; 30 pound 2 speed models; F and O-voltage
	F280281	Motor Pulley	1GR3V3.0; 30 pound 2 speed models; Y-voltage
	F280105P	Pulley	2GR3V3.35SH; 40 pound 2 speed models; C-voltage
	F0280385-00	Sheave	2GR3V3.00; 40 and 60 pound 2 speed models; F, O and Y-voltage; Requires item 7
	F280422P	Pulley	2GR3V3.365SH; 60 pound 2 speed models; C and J -voltage; Requires item 7
	F280287P	Sheave Kit	F and V-speed models; X-voltage
7	H87529111P	Bushing	JA 5/8; 20 and 30 pound models; C-voltage
	F280298P	Pulley Bushing	JA 7/8; F and V-speed models; Q, R and X-voltage
	M412995P	Bushing	SH 7/8; 40 and 60 pound models; C-voltage
8	F310148	Tension Spring	40 and 60 pound models; X-voltage
	F310124	Extension Spring	40 and 60 pound models except X-voltage; All other models
9	F430218	Nut	
10	F430537	Screw	40 and 60 pound models; X-voltage
11	F633374	Spring Clip	
12	F430801	Key	30 pound models
	F430802	Key	All other models
13	F200186100	Motor Support Bushing	
14	F430401	Cotter Pin	
15	901690	Washer	
16	F602844	Motor Support Rod	20 pound models; 30 pound models except X-voltage
	F603059	Motor Support Rod	30 pound models X-voltage; 40 pound models
	F603897	Motor Support Rod	60 pound models

Motor, Pulley and Belt (Drawing 1 of 2)

20 Pound Models with N and P-Voltage, 30, 40 and 60 Pound Models



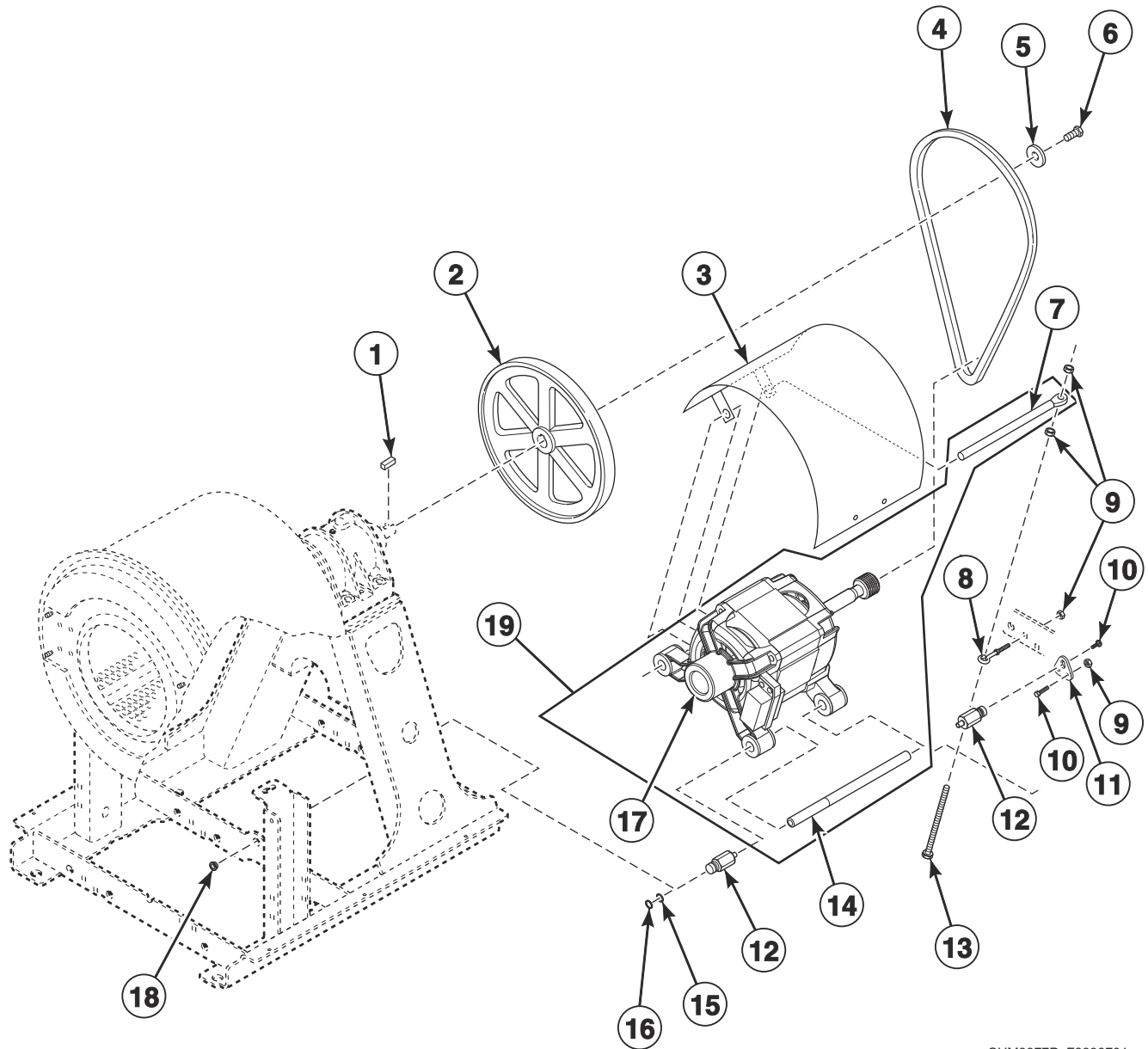
CHM3385P_F8330701

Motor, Pulley and Belt (Drawing 1 of 2)

REF	PART NO.	DESCRIPTION	COMMENTS
	F8562501	Motor Isolation Kit	20 and 30 pound models; Includes F8535001 Motor Plate and F8535201 Isolator; Use with 2 hp motor
	F8396601	Motor Harness	30 and 40 pound models with N and P-voltage; 20 and 60 pound models
	F8384901	Motor Harness	30 and 40 pound models; Q and X-voltage
1	F430801	Key	
2	F150270	Basket Pulley	20 pound models
	F150269	Basket Pulley	30 and 40 pound models
	F200299700	Basket Pulley	60 pound models
3	F200201700P	Belt	20 pound models; N and P-voltage
	F8382801	Belt	20 pound models; B, Q and X-voltage
	F8382803	Belt	30 pound models
	F8382804	Belt	40 pound models
	F8382805	Belt	60 pound models
4	F431115	Washer	
5	F8574001	Screw	
6	M400077	Screw	
7	F8362501	Motor Pulley	
8	800461	Screw	
9	H8752006H	Key	
10	F8335001P	Motor	20, 30 and 40 pound models
	F8335101P	Motor	60 pound models
11	23222	Screw	
12	70321701	Motor Conduit Mounting Bracket	
13	44087201	Nut	
14	F8748601	Spring Stud Kit	
15	F310124	Extension Spring	
16	F8363901	Spring Plate	
17	F8441101	Motor Rod Plate	
18	F8402801	Bolt	
19	F8387601	Nut	
20	F8441601	Motor Bracket Weldment	20 and 30 pound models
	F8562502	Motor Isolation Kit	40 and 60 pound models; Includes F8535002 Motor Plate and F8535201 Isolator; Use with 2 and 3 hp motor
21	F8451601	Spacer	
22	F8441901	O-Ring	
23	F8333301	Flanged Bushing	

Motor, Pulley and Belt (Drawing 2 of 2)

20 Pound Models with B, Q and X-Voltage

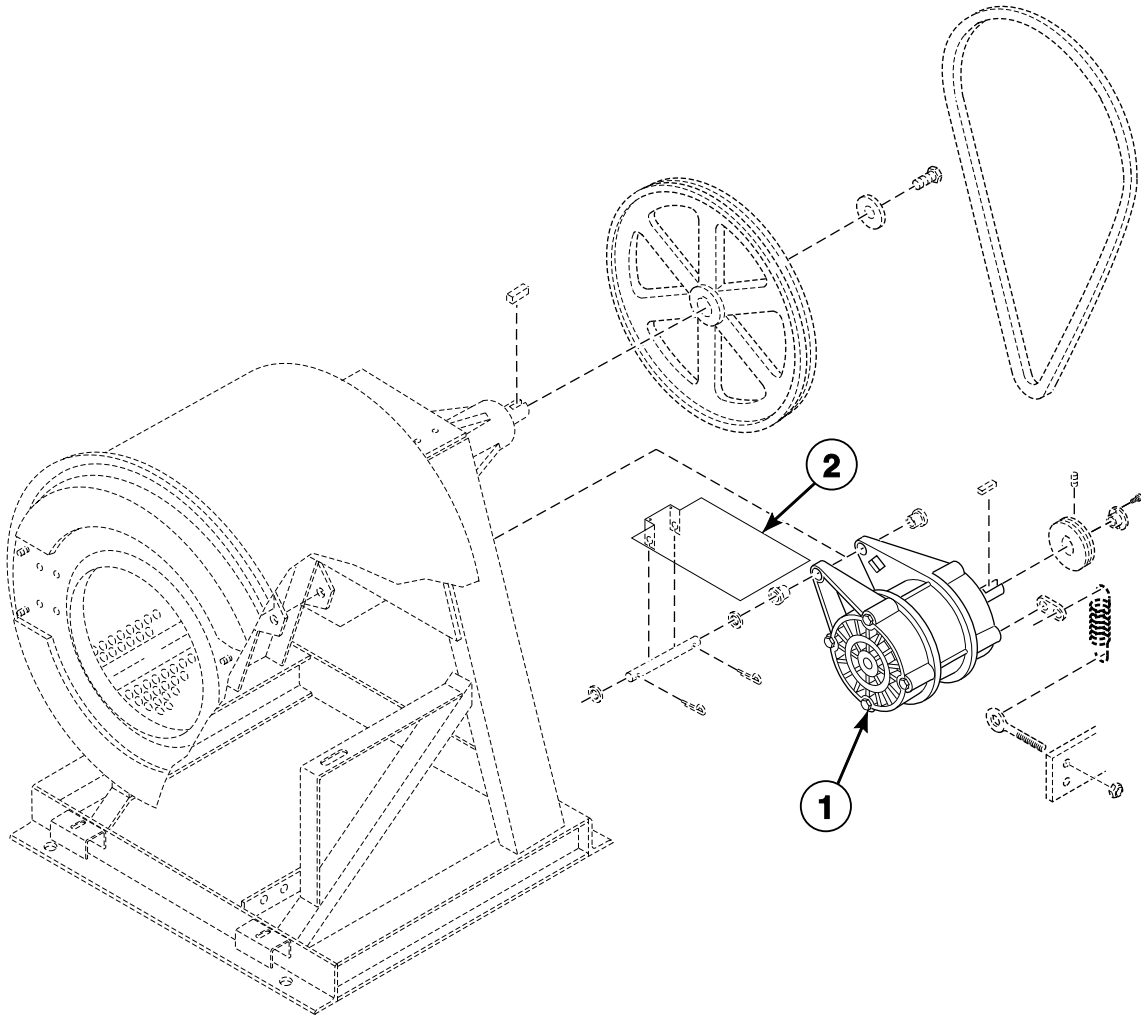


CHM3377P_F8330701

Motor, Pulley and Belt (Drawing 2 of 2)

REF	PART NO.	DESCRIPTION	COMMENTS
	F8384801	Motor Harness	
1	F430801	Key	
2	F150270	Basket Pulley	
3	F200216900	Motor Drip Shield	
4	F8382801	Belt	
5	F431115	Washer	
6	F8574001	Screw	
7	F8361301	Spring Mount Rod	
8	F8404501	Eye Bolt	
9	44087201	Nut	
10	F8402801	Bolt	
11	F8441101	Motor Rod Plate	
12	F8562504	Motor Isolation Kit	Includes F8387104 Motor Rod Adapter and F8535201 Isolator
13	F8406601	Screw	
14	801062	Motor Mount Rod	
15	F8441901	O-Ring	
16	F8333301	Flanged Bushing	
17	801194P	Induction Motor	Includes pulley
18	F8451601	Spacer	
19	F8660601	Motor Assembly	Includes 7, 14, 18, 23748 Retaining Ring, 52549 Washer, F8387103 Front Motor Rod Adapter and F8387101 Rear Motor Rod Adapter

Motor - 20 and 30 Pound Design 1 Models



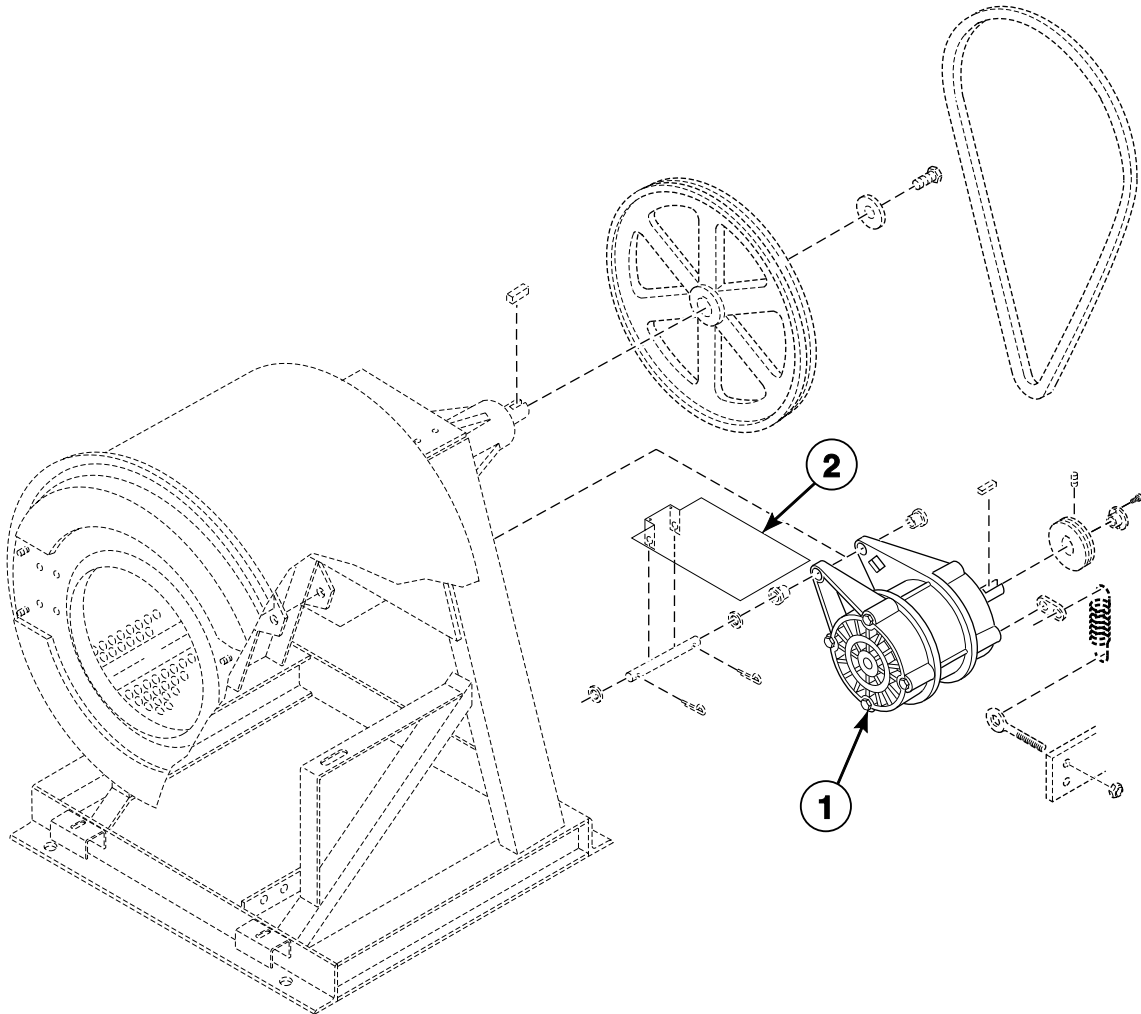
CHM3050PC_F8330701

Motor - 20 and 30 Pound Design 1 Models

REF	PART NO.	DESCRIPTION	COMMENTS
1	F8597402P	Motor	20 pound 2 speed models; Replaces F8329601P and F220110 Motor; B-voltage; Includes motor support bushing
	F8329401P	Motor	20 pound 2 speed models; Replaces F022032500P and F220325-H Motors; C and F-voltage; Includes motor support bushing
	F8329301P	Motor	20 pound 2 speed models; Replaces F022039600 and F220396-H Motors; J, K and O-voltage; Includes motor support bushing
	F8328901P	Motor Conversion Kit	20 pound F and V-speed models; Replaces F220393 Motor; X-voltage; Includes motor support bushing; **
	F022012800P	Motor	20 pound 2 speed models; Use with F220128-H Motor; Y-voltage; Includes F200186100 Motor Support Bushing
	F8411501	Motor Conversion Kit	20 pound 2 speed models; Models through 6/2009; Y-voltage; Replaces F022012800P Motor
	F8597401P	Motor	20 pound 2 speed models; Models starting 5/2009; Models converted with F8411501 Motor Conversion Kit; Y-voltage
	F8597104P	Motor	30 pound 2 speed models; Replaces F022038800 and F220388-H Motors; C and F-voltage; Includes motor support bushing
	F8597103P	Motor	30 pound 2 speed models; Replaces F022038700 and F220387-H Motors; J, K and O-voltage; Includes motor support bushing
	F8329001P	Motor Conversion Kit	30 pound F and V-speed models; Replaces F220395 Motor; X-voltage; Includes motor support bushing; **
	F8597501P	Motor	30 pound 2 speed models; Replaces F022012400 and F220124-H Motors; Y-voltage; Includes motor support bushing
2	F200216900	Motor Drip Shield	2 speed models

**** NOTE: AC drive parameters must be compatible with the motor and motor pulley. Please request the AC drive parameter illustration for parameter verification when ordering a motor.**

Motor - 40 and 60 Pound Design 1 Models



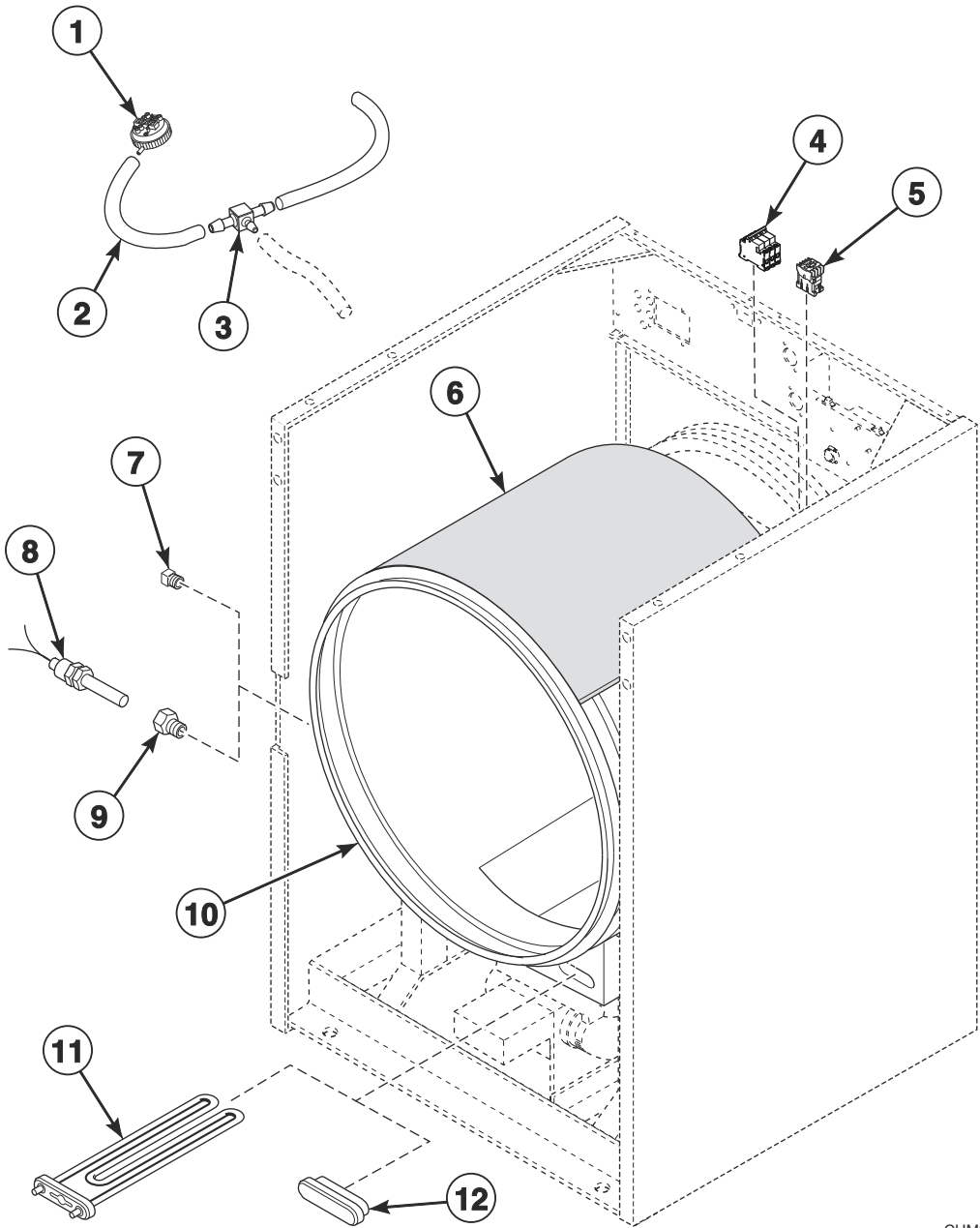
CHM3050PC_F8330701

Motor - 40 and 60 Pound Design 1 Models

REF	PART NO.	DESCRIPTION	COMMENTS
1	F8597802P	Motor	40 pound 2 speed models; Replaces F022032600 and F220326-H Motors; C and F-voltage; Includes motor support bushing
	F8597801P	Motor	40 pound 2 speed models; Replaces F0220321-00 Motor on models through 7/25/10; All other models starting 7/26/10; O-voltage; Includes motor support bushing
	F8597502P	Motor	40 pound 2 speed models; Replaces F8330201P and F0220120-01P Motor on models through 12/31/10; All other models starting 1/1/11; Y-voltage; Includes motor support bushing
	F8329101P	Motor Conversion Kit	40 pound F and V-speed models; Replaces F220394 Motor; X-voltage; Includes motor support bushing; **
	F8597803P	Motor	60 pound 2 speed models; Replaces F8330301P and F022032200 Motor; O-voltage; Includes motor support bushing
	F8329201P	Motor Conversion Kit	60 pound F and V-speed models; Replaces F220234 Motor; X-voltage; Includes motor support bushing; **
2	F200216900	Motor Drip Shield	40 pound 2 speed models except Y-voltage; 60 pound F and V-speed models
	F200280700	Motor Drip Shield	40 pound models Y-voltage; 60 pound 2 speed models

**** NOTE: AC drive parameters must be compatible with the motor and motor pulley. Please request the AC drive parameter illustration for parameter verification when ordering a motor.**

Electric Heat Option

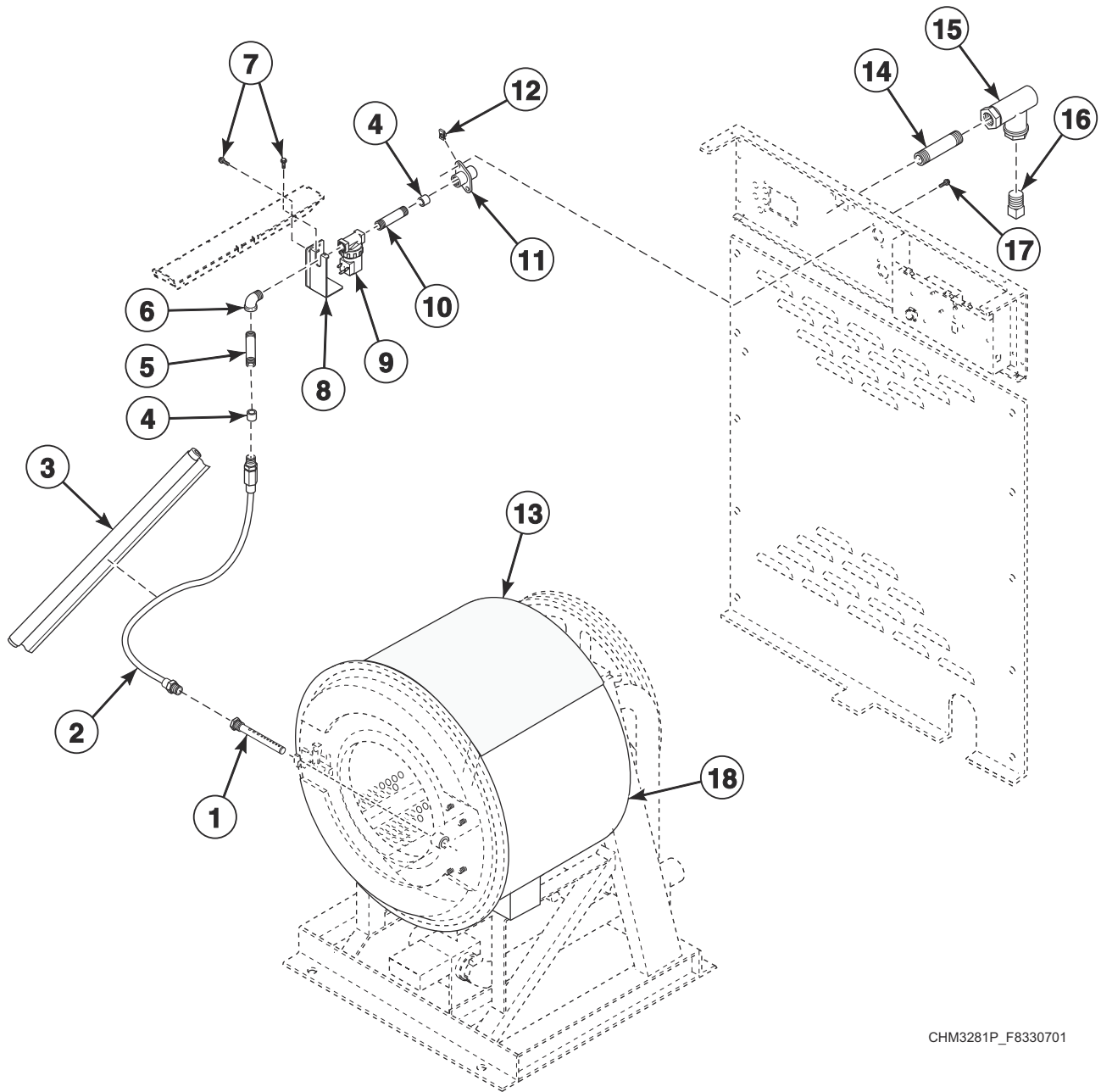


CHM3406P_F8330701

Electric Heat Option

REF	PART NO.	DESCRIPTION	COMMENTS
	F8056001	Jumper Wire	P-voltage models require 5; N-voltage models require 3
1	F8223001P	Water Pressure Switch	Heat safety; Design 1
	F8404401	Water Pressure Switch	Design 2
2	F8153901	Tubing	
3	F8246601	Tee	
4	70256901P	Circuit Breaker	
5	F330188P	Contactora	
6	F410300	Pipe Insulation	
7	F421507	Plug	Design 1
	F200202600	Plug	Design 2
8	F370609	Thermistor Sensor	
9	F421936	Reducer Bushing	Design 1
10	F8179602	Shell Weldment	Design 1
	F8179202	Shell Weldment	20 pound OPL models; Design 1
	F8179302	Shell Weldment	30 pound OPL models; Design 1
	F8179402	Shell Weldment	40 pound OPL models; Design 1
	F8179502	Shell Weldment	60 pound OPL models; Design 1
	F8360602	Shell Weldment	20 pound models; Design 2 and 3
	F8360702	Shell Weldment	30 pound models; Design 2 and 3
	F8360802	Shell Weldment	40 pound models; Design 2
	F8360902	Shell Weldment	60 pound models; Design 2
11	F360205P	Element	2.6 kW; 3 used in 20 and 30 pound models; 6 used in 40 and 60 pound models
12	F360202	Heating Element Plug	

Steam Heat Option



CHM3281P_F8330701

Steam Heat Option

REF	PART NO.	DESCRIPTION	COMMENTS
	F953P3	Steam Heat Kit	Design 2 and 3; Includes items 1-4, 6, 8-11, 15-17, 70139601 Nipple, F421703 Elbow, 430497 Screw, 431486 Nipple, F8025201 Washer, F8211503 Steam Assembly, labels and harness
	F380984P	Steam Valve Repair Kit	Use with item 9
	F8382301	DIN Valve Adapter Kit	Design 2 and 3; Use with F8322801P Valve
	F8379501P	Valve Kit	Use with F8322801P Valve
	F8514601P	Coil	Use with F8322801P Valve
1	F8368201	Steam Injector Tube Assembly	
2	F200197	Steam Hose	
3	F410300	Pipe Insulation	Design 2 and 3
4	F8116301	Coupling	Design 2 and 3; 60 pound models 2 required
5	F8110601	Nipple	60 pound models
6	H86070034	Street Elbow	
7	F8206901	Screw	
8	F8490301	Steam Bracket	
9	F8521501	DIN Valve Kit	Includes F8322801 Valve, F8382301 DIN Valve Adapter Kit and F8514601 Coil
	F8322801P	Valve	Replaces F380787P Steam Valve on Design 1 models; Includes F8514601 Coil; For models that have been upgraded with F8521501 DIN Valve Kit
10	70263801	Pipe Nipple	
11	F8154501	Coupling	Design 1
	F8362701	Coupling	Design 2 and 3
12	70030401	Nut	
13	F410300	Pipe Insulation	Design 1
14	431486	Pipe Nipple	
15	F270307	Steam Filter	
16	F420409	Plug	
17	20253	Screw	
18	F8360602	Shell Weldment	20 pound models
	F8360702	Shell Weldment	30 pound models
	F8360802	Shell Weldment	40 pound models
	F8360902	Shell Weldment	60 pound models

Parts Index

A

Access Cover	
F8047801	89
Air Trap Hose	
F020014200	11, 15, 21, 23
Auxiliary Control Assembly	
F8189401P	11, 15, 17, 25

B

Basket and Bearing Assembly	
F980204341	71, 73
F980204342	71, 73
F980204343	71, 75
F980204344	71, 75
Basket Assembly	
F8347901P	65
F8391301P	65, 71
F8391303	71
F8391501P	71
F8391503	71
F8391701P	65, 71
F8391703	71
F8502801P	65, 71
F8502804	71
Basket Puller Tool	
F460129P	65, 71, 73, 75
Basket Pulley	
F150269	95, 97
F150270	97, 99
F200299700	95, 97
Basket Pulley Puller Tool	
F8608502P	65, 71, 73, 75
Basket Rental Tool Kit	
390P4-1	65, 71, 73, 75
Basket Tool Kit	
389P4	65, 71, 73, 75
Bearing	
F100108	67, 73
F100123P	67, 73
F100134	67, 75
F100135	67, 75
F100136P	67, 73
F100137P	67, 73, 75
Bearing Housing	
F8246802	73
F8247902	73
F8249902	75
F8250902	75
Bearing Housing Assembly	
F8271601P	73
F8271602	73
F8271701	73
F8271702	73
F8271801P	75
F8271802	75
F8271901P	75
F8271902	75
Bearing Sleeve	
F8221701	51, 53, 55, 57, 59, 61

Belt

F200201700P	97
F280304	95
F280321	95
F280337	95
F280341	95
F280342	95
F280343	95
F280366P	95
F280368P	95
F280369P	95
F280373	95
F8382801	95, 99
F8382803	97
F8382804	97
F8382805	97
8382801	97

Blind Rivet

F8245101	51, 53, 55, 57, 59, 61
----------------	------------------------

Bolt

F200182700	83, 85
F430522	81
F430974	51, 53, 55, 57, 59, 61
F8230501	47
F8270701	63
F8402801	81, 97, 99
F8508101	51, 53, 55, 57, 59, 61

Bracket

F8365401	81
F8365402	81
F8434601	81
F8434701	81
F8599801	17, 25

Bushing

H87529111P	95
M412995P	95

C

Cap

F8197701	89
----------------	----

Capacitor

F370218P	13, 21
F370220	13, 21
F370221	13, 21
F8411701	13, 21
F8411801	13, 21
F8411901	13, 21

Capacitor Tray Assembly

F8199601	13, 21
F8199901	13, 21

Card Plate Assembly

F8201501	35
----------------	----

Card Reader Overlay

70334301	35
----------------	----

Circuit Breaker

70256901P	19, 27, 105
-----------------	-------------

Clamp Ring Assembly

F8388002	65
----------------	----

Clamp Ring Bracket

F8302402	71
----------------	----

N/A items do not appear in index.

Coil			
F8514601P	107	Contactor Tray Assembly	
Coin Box		F8343401	13, 21
F160672	37	Control Assembly Kit	
Coin Chute		F980P3	11, 15, 17, 21, 23, 25
F8170801	21, 23, 25	Control Kit	
Coin Drawer Assembly		F996P3	21, 23
F8182001	37	F997P3	13, 15
Coin Drop		F998P3	13, 15
70256402P	31	Control Panel Assembly	
70441601P	29	F8038502	39
Coin Drop Assembly		F8038504	41
210195	31	F8038506	41
210196	31	F8038602	39
38462P	29	F8038604	41
38463	29	F8038606	41
38464P	29	F8038702	39
38472	31	F8038704	41
38521	31	F8038706	41
39157	31	F8038802	39
70281102	31, 33	F8038804	41
70447301	33	F8038806	41
70482401	33	Control Panel Overlay	
70506901	33	F8224301	45
Coin Drop Kit		F8224401	45
CK107	33	F8224501	45
CK111	33	F8224601	45
CK122	33	F8224801	45
CK123	33	F8224901	45
Coin Identification Paper		F8225001	45
38725	29, 31, 33	F8225101	45
Coin Meter		F8294001	43
F0160737-00	31	F8294002	43
Coin Meter Assembly		F8294003	43
F200010000P	29	F8294101	43
F200010001	31	F8294102	43
F200010002	31	F8294103	43
F200010003	31	F8294201	43
F200010004	31	F8294202	43
F200010005	31	F8294203	43
F200010006	29	F8294301	43
F200010007	29	F8294302	43
F200010008	31	F8294303	43
F200010009	29	F8294501	45
F200010010	31	F8294601	45
F200010011	29	F8294701	45
F200010012	29	F8294801	45
Coin Vault Assembly		F8443701	45
F8182501	21, 23, 25	F8443901	43
F8182601	21, 23, 25	F8443902	43
Communication Harness		F8443903	43
F8385102	19, 27	F8444001	43
Concrete Epoxy Kit		F8444002	43
F8498101	77	F8444003	43
Concrete Kit		F8444101	43
1111P	77	F8444102	43
Contact Base		F8444103	43
F8538101	13, 15, 19	F8444201	43
Contact Block Switch		F8444202	43
F200233401	19	F8444203	43
F200233401P	13, 15	F8532201	45
Contact Switch		F8551401	45
F8069501	13, 15, 19	F8551701	45
Contactor		F8588601	45
F330177P	11, 19, 21, 27	F8588701	45
F330188P	105	F8588801	45
		Control Tray Assembly	
		F8205901	13
		F8205902	15, 21, 23

N/A items do not appear in index.

F8205903	15, 21, 23
F8359602P	25
F8359604	25
F8359701	17
F8359703	17
F8359707	25
Control Tray Harness	
F8261501P	11, 13, 15, 17, 23, 25
Cotter Pin	
F430401	95
Coupling	
F8116301	107
F8154501	107
F8362701	107

D

Diaphragm and Guide Kit	
G582P3	91
DIN Rail	
F8200101	11, 21
F8385301	19, 27
DIN Valve Adapter Kit	
F8382301	107
DIN Valve Kit	
F8521501	107
Dispenser Assembly	
F8047401	89
F8047402	89
Dispenser Gasket	
F8308301	89
Dispenser Lid	
F8048101	47
Dispenser Overflow Hose	
F8043401	89
F8043403	89
F8043404	89
Door	
F0602431-02	51, 53
F0602837-02	55, 57
F602842-2	59, 61
F8507501P	51, 53
F8507701	59, 61
F8507702	59, 61
F8752601	55, 57
Door Assembly	
F8187202	53
F8187203	51
F8187204	51
F8187206	51
F8187207	51
F8187303	55
F8187304	55
F8187306	55
F8187307	55
F8187308	57
F8187402	61
F8187403	59
F8187404	59
F8187405	61
F8187406	59
F8187407	59
F8187408	61
F8187411P	61
F8617202	53
F8617207	53
F8617208	53
F8617301	57
F8617302	57
F8617308	57
F8617408	61
Door Bezel	
F0170426-30	39, 41
F170416-2	39, 41
F170417-2	39
F8658701	41
F8658801	39, 41
F8658901	39, 41
F8659101	41
Door Gasket	
F170124	59
F20000200	51
F20000202	51, 53
F8111502	59, 61
F8111601	55
F8111602	55, 57
Door Glass	
F8485301P	57
F8485305	55
F8485401P	61
F8485405	59
F8675701P	51
Door Glass Kit	
F290205P	53
Door Glass Trim	
F8583201	51, 53
F8583202	55, 57
F8583203	59, 61
F8583204	51
F8583205	55
F8583206	59
Door Handle	
F8199401P	53, 57, 61
F8199501	51, 55, 59
F8199502	53, 57, 61
F8435501	53, 57, 61
F8544701	51, 55, 59
Door Handle Spacer Kit	
F8567501	51, 53, 55, 57, 59, 61
Door Hinge	
F190216P	51, 53, 55, 57, 59, 61
Door Hinge Shim Kit	
F200131000P	51, 53, 55, 57, 59, 61
Door Latch Arm Assembly	
F8221403	51, 53, 55, 57, 59, 61
Door Lock Assembly	
F8632401	63
Door Lock Assembly Kit	
F8626501	63
Door Lock Catch	
F8223601	63
F8344501	63
Door Lock Cover	
F8245001	63
Door Lock Microswitch	
F200203200	63
Door Lock Plate Assembly	
F8223202	63
Door Lock Plate Shim	
F8059701	63
F8344401	63

N/A items do not appear in index.

Door Lock Solenoid Replacement Kit F977P3	63
Door Lock Splash Shield F320200	63
Door Lock Switch Lever F8223401	63
Door Mount F150271	51, 53, 55, 57, 59, 61
Double Check Valve F8301201	93
Dowel Pin F8388101	73
F8388201	73, 75
Drain Connect Tee F150318	79, 81
Drain Hose F200165100	81
F8231901	79
F8231902	79
F8232901	79, 81
F8233001	79
F8233101	79
F8233102	79
F8261302	81
F8261303	81
F8464701	81
Drain Seal Kit F8562001	85
Drain Tee F8752101	79, 81
Drain Valve F8406303	85
Drain Valve Cover F200133600	83, 85
Drain Valve Kit F200166400	85
F200166402	85
F8577201	85
F8577201P	83, 85
Drain Valve Motor F380933P	85
Drive Assembly F8204701P	19, 27
F8303601P	19, 27
F8327301P	19, 27
Drive Mounting Bracket F8322401	19, 27
Drive Tray Assembly F8359801	19, 27
F8359802	19, 27
F8359803	19, 27

E

Earth Terminal Sticker M412096	9
Electric Shock Danger Label F8115501	9
Electronic Coin Drop Assembly 70294103P	33
70294104	33
70513302	33
70513303	33
70513304	33

70513306	33
70513308	33
70513309	33
70513310	33
70513311	33
70513312	33
70513313	33
70513314	33
70513315	33
70513316	33
Electronic Coin Drop Kit CK099	33
CK100	33
CK101	33
CK108	33
CK109	33
CK110	33
CK113	33
CK115	33
CK116	33
CK117	33
CK118	33
CK119	33
CK120	33
CK121	33
CK500	33
Element F360205P	105
Emergency Stop Harness F8060501	11, 13, 15, 17
Emergency Stop Plate F8201301	13, 15, 19
Emergency Stop Pushbutton F200233500	13, 15, 19
EMI Filter F8053901P	15, 19, 23, 27
F8053902	15, 19, 23, 27
End Stop F8449801	19
70121001	27
Excluder Seal F8336801	65, 71
F8336802	71
F8336901	65, 71
F8336902	71
F8337001	65, 71
F8337002	71
F8337101	65, 71
F8527701	71
Expansion Clip 70030501	11, 15, 17, 19, 21, 23, 25, 27, 39, 41, 49
Extension Spring F310124	95, 97
External Door Lock Harness F8340001	63
External Supply Connection Decal F8150201	9
External Supply Harness F8191201P	11, 13, 15, 17, 21, 23, 25, 27
F8191203P	17, 25
External Supply Kit F937P3	11, 13, 15, 17, 21, 23, 25, 27
Eye Bolt F8404501	99

N/A items do not appear in index.

F

Fill Hose Kit	
F8544601	87
Fill/External Supply Harness	
F8182401P	89
Filter	
F8454401	89
Flanged Bushing	
F8333301	97, 99
Frame Template	
F8433301	77
F8433401	77
F8433501	77
F8433601	77
Frame Weldment	
F8195901	69
F8196001	69
F8196101	69
F8199101	69
F8247002	77
F8248002	77
F8249001	77
F8250002	77
Front Cabinet Brace	
F8173801	39, 41
F8173901	39, 41
F8174001	39, 41
Front End Control	
F8549008	17
F8549009P	17
F8549018	17
Front End Control Kit	
F115P3	17
F116P3	17
F118P3	25
F120P3	17
F121P3	17
Front Panel	
F8171301	39
F8171302P	41
F8173001	39
F8173002P	41
F8173003	39
F8173005	41
F8173008	41
F8173009	39
F8173011	41
F8173101P	39
F8173102P	41
F8173104	41
F8173107	39
F8173108	41
F8173110	41
F8173201P	39
F8173202P	41
F8173204	41
F8173207	39
F8173208	41
F8173210	41
F8492301	39
F8492302	41
F8492306	41
F8492307	39
F8492308	41
F8492310	41

Fuse

802492	17, 25
802493	11, 15, 17, 21, 23, 25

G

Gravity Drain Valve	
803292P	83
Grommet	
F8433001	17, 25
Ground Decal	
F230739	9
Ground Lug Connector	
M411283	89
Gusset Plate	
F8186701	41
F8186702	39, 41

H

Harness	
F8454601	89
Heating Element Plug	
F360202	105
Hole Plug	
F8223801	47
Hose	
F606816-1	89
F8232001	89
F8232002	89
F8232004	89
F8405301	17, 25
Hose Barb Connector	
F8431001	17, 25
Hose Clamp	
F200201	79, 81
F200213	79, 81, 89, 91
F200215	79, 81
F200222	11, 15, 21, 23, 89
20211	89
36801	89
Hot Surface Warning Label	
F8614301	9

I

Induction Motor	
801194P	99
Interlock Contactor	
F330186P	11, 21

J

Jumper Configuration Assembly	
M413507	11, 13, 15, 17, 21, 23, 25, 27
Jumper Harness	
D511476	35
Jumper Harness Assembly	
M413506	11, 13, 15, 17, 21, 23, 25, 27

N/A items do not appear in index.

Jumper Wire	
F8056001	105

K

Key	
F160420	37
F430801	95, 97, 99
F430802	95
H8752006H	97
70155603	47

L

Left Side Panel	
F8042902P	49
F8043102P	49
F8043202P	49
F8043302P	49
F8399202	49
F8399204	49
F8399302	49
F8399304	49
F8399402	49
F8399404	49
F8399502P	49
F8399504	49
F8492402	49
F8492404	49
Lid Clamp	
F8091701	47
F8091702	47
Logo	
F8443101	41
Lower Cabinet Brace	
F8174101	39, 41
Lower Drive Mounting Bracket	
F8310101	19, 27

M

Machine Size Configuration Harness	
F8028101P	11, 13, 15, 17, 21, 23, 25, 27
F8028103P	11, 13, 15, 17, 21, 23, 25, 27
F8028104P	11, 13, 15, 17, 21, 23, 25, 27
F8028105P	11, 13, 15, 17, 21, 23, 25, 27
Magnet	
F8390801	51, 53, 55, 57, 59, 61
Manifold	
F8333201	89
Motor	
F022012800P	101
F8329301P	101
F8329401P	101
F8335001P	97
F8335101P	97
F8597103P	101
F8597104P	101
F8597401P	101
F8597402P	101
F8597501P	101
F8597502P	103
F8597801P	103

F8597802P	103
F8597803P	103
Motor Assembly	
F8660601	99
Motor Bracket Weldment	
F8441601	97
Motor Conduit Mounting Bracket	
70321701	97
Motor Conversion Kit	
F8328901P	101
F8329001P	101
F8329101P	103
F8329201P	103
F8411501	101
Motor Drip Shield	
F200216900	99, 101, 103
F200280700	103
Motor Harness	
F8384801	99
F8384901	97
F8396601	97
Motor Isolation Kit	
F8562501	97
F8562502	97
F8562504	99
Motor Mount Rod	
801062	99
Motor Pulley	
F280281	95
F8362501	97
Motor Rod Plate	
F8441101	97, 99
Motor Support Bushing	
F200186100	95
Motor Support Rod	
F602844	95
F603059	95
F603897	95
Motor Switch	
F340002	13, 21
Mount on Concrete Warning Label	
F8246401	9
Mounting Plate	
70208801	35

N

Name Plate	
F8588201	45
Nameplate	
F8443102	41
39564	43
Nipple	
F8110601	107
Nut	
F0431807-00	89
F430215	51, 53, 55, 57, 59, 61, 65, 79
F430218	69, 71, 95
F430225	63
F430232	13, 15, 17, 19, 21, 23, 51, 53, 55, 57, 59, 61, 63, 89
F430239	67
F430240	67
F430264	63

N/A items do not appear in index.

F431017	13, 15, 19, 25
F431041	51, 53, 55, 57, 59, 61
F8387601	73, 97
F8387701	73, 75
M400977	41
24205	13, 15, 19
44087201	81, 97, 99
44087301	77
685846	29, 31, 33
70030401	81, 107

O

Opto Coupler	
200674P	29, 31
O-Ring	
F8441901	97, 99
Output/Logic Harness	
F8028701	11, 13, 15, 17, 21, 23, 25, 27
Overflow Hose	
F0200238-00	79
F150308	79
F150417	79
F8337701	79
F8367201	81
F8367901	81
F8368001	81
Overlay	
70295301	33
Overload Contactor	
F8176101P	11, 21

P

Panel Lock	
44089303P	47
Pin	
F8302701	71
Pipe Insulation	
F410300	105, 107
Pipe Nipple	
431486	107
70263801	107
Plug	
F200202600	105
F420409	107
F421507	105
F8223901	47
M400985	47
Pop Rivet	
F431223	51, 53, 55, 57, 59, 61
70058501	11, 17, 19, 21, 23, 25, 29, 31
70412601	39, 41
PowerFlex 40 Drive	
F8169401	15, 23
F8169402	15, 23
F8169403	15, 23
F8169404	15, 23
F8169405	15, 23
F8169406	15, 23
F8169407	15, 23
F8169408	15, 23
F8169434	15, 23
F8169435	15, 23

F8169436	15, 23
F8169437	15, 23
F8169438	15, 23
F8169439	15, 23
F8169440	15, 23
F8169441	15, 23

Pressfit Upgrade Kit	
F935P3	65
F936P3	65
F938P3	65
F939P3	65
Pressure Bulb	
205241	17, 25
P-Trap Hose	
F8042201	91
F8042202	91
F8042204	91
F8042301	91
Pulley	
F280105P	95
F280168	95
F280173	95
F280197	95
F280284	95
F280422P	95
F280427P	95
Pulley Bushing	
F280298P	95
Pulse Expander Assembly	
F8034701P	33
Pushbutton Switch	
70413301	47, 49

R

Radial Seal	
F8203808	75
Rear Drain Hose	
F8231904	81
F8231905	81
F8365601	81
F8365602	81
Rear Panel	
F8176201P	49
F8176301	49
F8177501P	49
F8177701P	49
F8352801	49
F8362401	49
F8365201	49
F8367101	49
F8492501	49
Reducer Bushing	
F421936	105
Reed Switch Assembly	
F8066802	51, 53, 55, 57, 59, 61
Regulator	
F8402201	91
Retaining Ring	
F8337801	67, 75
F8337901	67, 75
F8344901	67, 73
F8345001	67, 73
Right Side Panel	
F8042901P	49

N/A items do not appear in index.

F8043101P	49
F8043201P	49
F8043301P	49
F8399201	49
F8399203	49
F8399301	49
F8399303	49
F8399401	49
F8399403	49
F8399501	49
F8399503	49
F8492401	49
F8492403	49

Rod

F602813-2	51, 53, 55, 57
F602813-3	59, 61

S

Screw

D503688	19, 27
F430107	79
F430174	39, 41
F430518	65
F430532	51, 53
F430533	55, 57, 59, 61
F430536	51, 53, 55, 57, 59, 61
F430537	95
F430903	11, 15, 17, 25
F430909	89
F430942	69
F430949	69
F430956	63
F430977	63
F8117601	39, 41
F8206901	11, 13, 15, 17, 19, 21, 23, 25, 27, 47, 49, 89, 107
F8230301	89
F8230601	47
F8368701	73
F8368801	73, 75
F8406601	99
F8442702	69, 77
F8535501	51, 53, 55, 57, 59, 61
F8535601	89
F8574001	95, 97, 99
F8621601	77
202175	81
20253	107
23222	97
431287	47
800461	97
800462	71
800548	91
801019	39

Seal Scupper Pad

F8350301	73
F8350302	75
F8350303	75

Shaft Seal Sleeve

F8312001P	65
F8312004P	65
F8312006P	65
F8343914	71

Shaft Seal Sleeve Kit

F8343901P	65, 71
F8343904P	65, 71

F8343906P	65, 71
F8343909P	65, 71

Sheave

F0280385-00	95
H87520334	95

Sheave Kit

F280287P	95
----------	----

Sheave Pulley

F280170	95
F280172	95

Shell Band Kit

F8537801	65, 71
F8537802	71
F8537803	65, 71
F8537804	65, 71

Shell Front Assembly

F8229401	65, 71
F8229501	65, 71
F8229601	65, 71
F8229701	65, 71

Shell Front Gasket Kit

F8513501	65, 71
----------	--------

Shell Weldment

F8179201	69
F8179202	69, 105
F8179203	69
F8179301	69
F8179302	69, 105
F8179303	69
F8179401	69
F8179402	69, 105
F8179403	69
F8179501	69
F8179502	69, 105
F8179503	69
F8179602	105
F8360601	77
F8360602	77, 105, 107
F8360603	77
F8360701	77
F8360702	77, 105, 107
F8360703	77
F8360801	77
F8360802	77, 105, 107
F8360803	77
F8360901	77
F8360902	77, 105, 107
F8360903	77

Shim

F8484401	63
----------	----

Siphon Cover

F8047901	89
----------	----

Snap Bushing

44071501	11, 15, 17, 21, 23, 25
----------	------------------------

Spacer

F431901	63
F8451601	97, 99

Spring Clip

F633374	95
---------	----

Spring Mount Rod

F8361301	99
----------	----

Spring Pin

F431222	51, 53, 55, 57, 59, 61
---------	------------------------

Spring Plate

F8363901	97
----------	----

N/A items do not appear in index.

Spring Stud Kit F8748601	97
Steam Bracket F8490301	107
Steam Filter F270307	87, 107
F270308	87
Steam Heat Kit F953P3	107
Steam Hose F200197	107
Steam Injector Tube Assembly F8368201	107
Steam Valve Repair Kit F380984P	107
Street Elbow H86070034	107
Stud 70334702	81
Supply Overflow Hose F8043405	89
Support Bracket F8195803	15, 23
Switch Clamp F0340722-00	13, 21

T

Tee F8246601	11, 15, 17, 21, 23, 25, 105
Temperature Configuration Harness F8028219P	11, 13, 21
Temperature Harness F802840	11, 13
F802842	11, 13
Tension Spring F310148	95
Terminal Block 430642	89
Terminal Tray Cover F8177001	89
Thermistor Sensor F370609	105
Top Cabinet Brace F8043501	47
F8043701	47
F8043801	47
F8043901	47
Top Cover F8017401	47
F8040201	47
F8040301	47
F8040401P	47
Top Cover Hinge F8258601	47
Top Cover Latch F8201001	39, 41
Torsion/Door Lock Spring F8070301	63
Transformer F360157P	13, 15, 21, 23
F8401301	19, 27
201616P	11, 15, 17, 23, 25

803527P	11, 15, 17, 21, 23, 25
Tray Support Bracket F8375201	17, 25
Triple Lip Seal F8203801	67, 73
F8203802	67, 73
F8203803	67, 75
F8203806	67, 75
F8203813	73
F8203814	73
F8203815	75
Trunnion Kit F747001	67
F747002	67
F747003	67
F747005	67
Tubing F8153901	11, 15, 17, 21, 23, 25, 105

U

USB IR Interface Kit 203346	11, 13, 15, 17, 21, 23, 25, 27
Use Copper Conductors Only Caution Label F8242201	9

V

Vacuum Breaker Assembly F8048601	91
Vacuum Breaker Hose F0200244-01	89
F0200244-02	89
Vacuum Supply Hose F8042801	89
F8042803	89
F8042804	89
F8042805	89
Valve F8322801	107
Valve Kit F8379501P	107
Valve Panel F8017501	89
F8039601	89
F8039801	89
F8039901	89
F8398701	89
F8398801	89
F8398901	89
F8399001	89
Valve, 3-Way F8286401P	91
F8286402P	91
Vault/FBS Bypass Harness F8191401P	11, 13, 35

W

Warning Label F8207901	9
F8233501	9

N/A items do not appear in index.

44324001	9
Washer	
F430303	69
F430317	65, 79
F430339	73, 75
F431113	51, 53, 55, 57, 59, 61
F431115	95, 97, 99
F431128	67, 69
F431131	67, 69
F431902	63
F431916	51, 53, 55, 57, 59, 61
F431929	51, 53, 55, 57, 59, 61
F8201101	39, 41
F8366601	73
F8402701	77
M400081	69, 71, 77
M405535	81
803615	87, 91
901690	95
Water Hose Kit	
F8665601	87
F8665602	87
F8665603	87
F8665604	87
Water Pressure Switch	
F8223001P	11, 15, 21, 23, 105
F8404401	17, 25, 105

Y

Y Connector	
F422816	89

9